

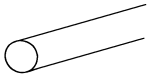
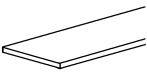


Telephone:
303-355-2344
800-321-1115



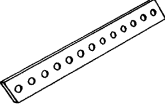
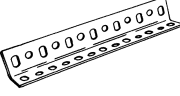
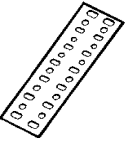
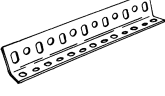
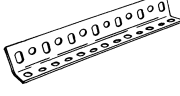
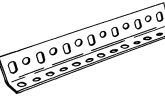

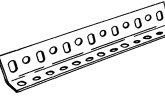
Facsimile:
303-355-1499
800-322-7002

2012 Product Listing

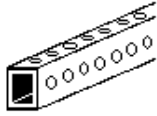
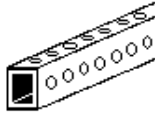
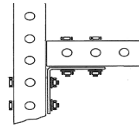
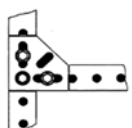
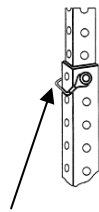
Plated Steel Category

	SW SKU #	HIL SKU #	SKU DIMENSION		SW SKU #	HIL SKU #	SKU DIMENSION
ROUND 	30101	11162	1/8" - 1 FT	FLAT 	1200	11087	3/4" - 6 FT (12GA)
	30102	11163	3/16" - 1 FT		1201	11088	3/4" - 3 FT (12GA)
	1600	11150	3/16" - 3 FT		1202	11089	3/4" - 4 FT (12GA)
	1630	11157	3/16" - 6 FT		80501	11229	3/4" - 5 FT (12GA)
	30103	11164	1/4" - 1 FT		1203	11090	1" - 3 FT (12GA)
	1601	11151	1/4" - 3 FT		1204	11091	1" - 4 FT (12GA)
	1631	11158	1/4" - 6 FT		80502	11230	1" - 5 FT (12GA)
	30104	11899	5/16" - 1 FT		12041	11211	1" - 6 FT (12GA)
	1602	11152	5/16" - 3 FT		1205	11092	1-1/4" - 3 FT (12GA)
	1632	11159	5/16" - 6 FT		1206	11093	1-1/4" - 4 FT (12GA)
	30105	11900	3/8" - 1 FT	80503	11231	1-1/4" - 5 FT (12GA)	
	1603	11153	3/8" - 3 FT	1207	11094	1-1/4" - 6 FT (12GA)	
	1633	11160	3/8" - 6 FT	ANGLE 	82301	11123	3/4" X 3/4" - 3 FT (11GA)
	30106	11901	7/16" - 1 FT		82401	11126	3/4" X 3/4" - 4 FT (11GA)
	16031	11223	7/16" - 3 FT		82501	11129	3/4" X 3/4" - 5 FT (11GA)
	30107	11902	1/2" - 1 FT		82601	11130	3/4" X 3/4" - 6 FT (11GA)
	1604	11154	1/2" - 3 FT		82302	11124	1" X 1" - 3 FT (11GA)
	1634	11161	1/2" - 6 FT		82402	11127	1" X 1" - 4 FT (11GA)
	30108	11903	5/8" - 1 FT		5050	11120	1" X 1" - 5 FT (11GA)
	1605	11155	5/8" - 3 FT		82602	11131	1" X 1" - 6 FT (11GA)
30607	11167	5/8" - 6 FT	82303		11125	1-1/4" X 1-1/4" -3FT (11GA)	
1606	11156	3/4" - 3 FT	82403		11128	1-1/4" X 1-1/4" -4FT (11GA)	
30309	11165	7/8" - 3 FT	5051	11121	1-1/4" X 1-1/4" -5FT (11GA)		
30310	11166	1" - 3 FT	82603	11132	1-1/4" X 1-1/4" -6FT (11GA)		
SQUARE 	1650	11172	1/8" - 1 FT				
	40102	11168	5/32" - 1 FT		1301	11096	3/4" X 3/4" - 3 FT (14GA)
	1653	11173	3/16" - 1 FT		1302	11097	3/4" X 3/4" - 4 FT (14GA)
	1656	11174	1/4" - 1 FT		13022	11212	3/4" X 3/4" - 6 FT (14GA)
	1659	11175	5/16" - 1 FT		1303	11098	1" X 1" - 3 FT (14GA)
	1662	11176	3/8" - 1 FT		1304	11099	1" X 1" - 4 FT (14GA)
	5100	11185	7/16" - 1 FT		13042	11213	1" X 1" - 6 FT (14GA)
	1665	11177	1/2" - 1 FT		1305	11100	1-1/4" X 1-1/4" -3FT (14GA)
	40110	11169	9/16" - 1 FT		1306	11101	1-1/4" X 1-1/4" -4FT (14GA)
	5101	11186	5/8" - 1 FT		1307	11102	1-1/4" X 1-1/4" -6FT (14GA)
	5102	11187	3/4" - 1 FT				
	40115	11170	7/8" - 1 FT				
	40117	11171	1" - 1 FT				

Plated Steel Category (Con't.)



	SW SKU #	HIL SKU #	SKU DIMENSION		SW SKU #	HIL SKU #	SKU DIMENSION
SLOTTED FLAT 				SLOTTED ANGLE 	1513	11112	1-1/4" X 1-1/4" -3FT (18GA)
					1514	11113	1-1/4" X 1-1/4" -4FT (18GA)
	1401	11139	1-3/8" - 3 FT (14GA)		1515	11114	1-1/4" X 1-1/4" -5FT (18GA)
	1402	11140	1-3/8" - 4 FT (14GA)		1516	11115	1-1/4" X 1-1/4" -6FT (18GA)
	60501	11095	1-3/8" - 5 FT (14GA)		1518	11116	1-1/4"X1-1/4"-8FT(18GA) (Pk-5)
	1403	11141	1-3/8" - 6 FT (14GA)		61210		1-1/4"X1-1/4"-10FT(18GA) (Pk-150)
SLOTTED STRAPPING 	1463	11146	2-13/16" - 3 FT (14GA)	61101	11104	1-1/2" X 1-1/2" -1FT (14GA)	
	1464	11147	2-13/16" - 4 FT (14GA)	61201	11105	1-1/2" X 1-1/2" -2FT (14GA)	
	1465	11148	2-13/16" - 5 FT (14GA)	1501	11109	1-1/2" X 1-1/2" -3FT (14GA)	
	1466	11149	2-13/16" - 6 FT (14GA)	1502	11110	1-1/2" X 1-1/2" -4FT (14GA)	
	1433	11142	2-1/4" - 3 FT (18GA)	5090	11122	1-1/2" X 1-1/2" - 5FT (14GA)	
	1434	11143	2-1/4" - 4 FT (18GA)	1503	11111	1-1/2" X 1-1/2" -6FT (14GA)	
	1435	11144	2-1/4" - 5 FT (18GA)	61801	11106	1-1/2"X1-1/2"-8FT(14GA) (Pk-5)	
	1436	11145	2-1/4" - 6 FT (18GA)	61901	11107	1-1/2"X1-1/2"-10FT(14GA) (Pk-10)	
				61110		1-1/2"X1-1/2"-10FT(14GA) (Pk-150)	
SLOTTED ANGLE (GRAY) 				SLOTTED ANGLE OFFSET 	1523	11117	2-1/4" X 1-1/2" -3FT (14GA)
	15017	11214	1-1/2" - 3FT (14GA)		1524	11118	2-1/4" X 1-1/2" -4FT (14GA)
	15027	11217	1-1/2" - 4FT (14GA)		1526	11119	2-1/4" X 1-1/2" -6FT (14GA)
	15037	11220	1-1/2" - 6FT (14GA)		62701	11108	2-1/4" X 1-1/2" -10FT (14GA)
					62801	11910	2-1/4" X 1-1/2" -12FT (14GA)
SLOTTED ANGLE (WHITE) 				PERFORATED ANGLE 	62010		2-1/4"X1-1/2"-10FT(14GA) (Pk-150)
					62110		3"X1-1/2"-10FT(12GA) (Pk-150)
	15018	11215	1-1/2" - 3FT (14GA)		1553	11136	1-1/4" X 1-1/4" - 3 FT (16GA)
	15028	11218	1-1/2" - 4FT (14GA)		1554	11137	1-1/4" X 1-1/4" - 4 FT (16GA)
15038	11221	1-1/2" - 6FT (14GA)	1556	11138	1-1/4" X 1-1/4" - 6 FT (16GA)		
SLOTTED ANGLE (BLACK) 				1533	11133	1-1/4" X 1-1/4" - 3 FT (12GA)	
	15019	11216	1-1/2" - 3FT (14GA)	1534	11134	1-1/4" X 1-1/4" - 4 FT (12GA)	
	15029	11219	1-1/2" - 4FT (14GA)	1536	11135	1-1/4" X 1-1/4" - 6 FT (12GA)	
	15039	11222	1-1/2" - 6FT (14GA)				

Plated Steel Category (Con't.)


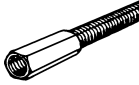




	SW SKU #	HIL SKU #	SKU DIMENSION		SW SKU #	HIL SKU #	SKU DIMENSION
TELESOPING PERFORATED TUBE (12GA) 	5106	11188	1" - 3 FT (12GA)	TELESOPING PERFORATED TUBE (14GA) 	5206	11197	1" - 3 FT (14GA)
	5107	11189	1" - 4 FT (12GA)		5207	11198	1" - 4 FT (14GA)
	5109	11190	1" - 6 FT (12GA)		5209	11199	1" - 6 FT (14GA)
	5111	11191	1-1/4" - 3 FT (12GA)		5211	11200	1-1/4" - 3 FT (14GA)
	5112	11192	1-1/4" - 4 FT (12GA)		5212	11201	1-1/4" - 4 FT (14GA)
	5114	11193	1-1/4" - 6 FT (12GA)		5214	11202	1-1/4" - 6 FT (14GA)
	5116	11194	1-1/2" - 3 FT (12GA)		5216	11203	1-1/2" - 3 FT (14GA)
	5117	11195	1-1/2" - 4 FT (12GA)		5217	11204	1-1/2" - 4 FT (14GA)
	5119	11196	1-1/2" - 6 FT (12GA)		5219	11205	1-1/2" - 6 FT (14GA)
				TELESOPING PERFORATED TUBE ACCESSORIES	5250	11206	Inside Angle (10 GA)(5-Pk)
					5251	11207	Gusset (10 GA)(5-Pk)
					5254	11209	Inside Angle (14 GA)(5-Pk)
					5255	11210	Gusset (14 GA)(5-Pk)
					5253	11208	Square Wire Lock Pin 5/16"X2-1/4"(5-Pk)
				 Inside Angle	 Gusset	 Wire Lock Pin	

2012 Product Listing








Allthread Category

	SW SKU #	HIL SKU #	SKU DIMENSION		SW SKU #	HIL SKU #	SKU DIMENSION
PLATED STEEL (COARSE) 	2281	11000	6-32 - 1 FT	PLATED STEEL (COARSE) 	23042	11025	1/2"-13 - 1 FT
	2290	11001	6-32 - 3 FT		23043	11026	1/2"-13 - 2 FT
	2294	11002	8-32 - 1 FT		2304	11027	1/2"-13 - 3 FT
	2293	11003	8-32 - 3 FT		23041	11028	1/2"-13 - 6 FT
	2298	11004	10-24 - 1 FT		10705	11029	1/2"-13 - 10 FT (Pk-12)
	5063	11005	10-24 - 2 FT		10312	11030	9/16"-12 - 3 FT
	2300	11006	10-24 - 3 FT		23052	11031	5/8"-11 - 1 FT
	23012	11007	1/4"-20 - 1 FT		23053	11032	5/8"-11 - 2 FT
	23013	11008	1/4"-20 - 2 FT		2305	11033	5/8"-11 - 3 FT
	2301	11009	1/4"-20 - 3 FT		23051	11034	5/8"-11 - 6 FT
	23011	11010	1/4"-20 - 6 FT		10707	11035	5/8"-11 - 10 FT (Pk-8)
	10701	11011	1/4"-20 - 10 FT (Pk-50)		23062	11036	3/4"-10 - 1 FT
	23022	11012	5/16"-18 - 1 FT		23063	11037	3/4"-10 - 2 FT
	23023	11013	5/16"-18 - 2 FT		2306	11039	3/4"-10 - 3 FT
	2302	11014	5/16"-18 - 3 FT		23061	11038	3/4"-10 - 6 FT
	23021	11015	5/16"-18 - 6 FT		10708	11040	3/4"-10 - 10 FT (Pk-5)
	23032	11016	3/8"-16 - 1 FT		10114	11041	7/8"-9 - 1 FT
	23033	11017	3/8"-16 - 2 FT		10215	11042	7/8"-9 - 2 FT
	2303	11018	3/8"-16 - 3 FT		5065	11045	7/8"-9 - 3 FT
	23031	11019	3/8"-16 - 6 FT		10612	11043	7/8"-9 - 6 FT
	10703	11020	3/8"-16 - 10 FT (Pk-25)		10709		7/8"-9 - 10 FT (Pk-4)
	5060	11021	7/16"-14 - 1 FT		10115	11047	1"-8 - 1 FT
	23233	11022	7/16"-14 - 2 FT		10216	11048	1"-8 - 2 FT
	2323	11023	7/16"-14 - 3 FT		5066	11046	1"-8 - 3 FT
23231	11024	7/16"-14 - 6 FT	10613	11044	1"-8 - 6 FT		
			10317	11049	1-1/8"-7 - 3 FT		
			10318	11050	1-1/4"-7 - 3 FT		
			10615	11873	1-1/4"-7 - 6 FT		
			10320	11051	1-1/2"-6 - 3 FT		

Allthread Category (Con't.)

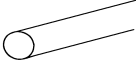
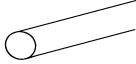
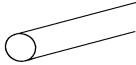
	SW SKU #	HIL SKU #	SKU DIMENSION		SW SKU #	HIL SKU #	SKU DIMENSION
PLATED STEEL (FINE) 	2296	11062	10-32 - 1 FT	PLATED STEEL COUPLING NUTS (COARSE) <i>(BLISTER CARDS)</i> 	4009	11852	10-24 Nut (Card Qty-4)
	2295	11061	10-32 - 3 FT		4011	11853	1/4"-20 Nut (Card Qty-4)
	2331	11063	1/4"-28 - 1 FT		4012	11854	5/16"-18 Nut (Card Qty-2)
	2333	11064	1/4"-28 - 3 FT		4013	11855	3/8"-16 Nut (Card Qty-2)
	2341	11065	5/16"-24 - 1 FT		4014	11856	7/16"-14 Nut (Card Qty-2)
	2343	11066	5/16"-24 - 3 FT		4015	11857	1/2"-13 Nut (Card Qty-2)
	2351	11067	3/8"-24 - 1 FT		4016	11858	5/8"-11 Nut (Card Qty-1)
	2353	11068	3/8"-24 - 3 FT		4017	11859	3/4"-10 Nut (Card Qty-1)
	20305	11071	7/16"-20 - 3 FT		40099	11834	10-24 Nut (Card Qty-4; Pk-10)
	2361	11069	1/2"-20 - 1 FT		40119	11835	1/4"-20 Nut (Card Qty-4; Pk-10)
	2363	11070	1/2"-20 - 3 FT		40129	11836	5/16"-18 Nut (Card Qty-2; Pk-10)
	20307	11875	9/16"-18 - 3 FT		40139	11837	3/8"-16 Nut (Card Qty-2; Pk-10)
	20308	11072	5/8"-18 - 3 FT		40149	11838	7/16"-14 Nut (Card Qty-2; Pk-10)
	20309	11073	3/4"-16 - 3 FT		40159	11839	1/2"-13 Nut (Card Qty-2; Pk-10)
	20310	11074	7/8"-14 - 3 FT		40169	11840	5/8"-11 Nut (Card Qty-1; Pk-10)
	20311	11075	1"-14 - 3 FT		40179	11841	3/4"-10 Nut (Card Qty-1; Pk-10)
PLATED STEEL (METRIC) 	18901	11076	5mm-0.80 - 1m	PLATED STEEL COUPLING NUTS (COARSE) <i>(BULK)</i> 	70102	11842	10-24 Nut (Box Qty-50)
	2370	11077	6mm-1.00 - 1m		70101	11999	10-32 Nut (Box Qty-50)
	2373	11078	8mm-1.25 - 1m		70103	11843	1/4"-20 Nut (Box Qty-50)
	2376	11079	10mm-1.50 - 1m		70104	11844	5/16"-18X1-3/4" Nut (Box Qty-25)
	2377	11080	12mm-1.75 - 1m		70105	11845	3/8"-16X1-3/4" Nut (Box Qty-25)
	2379	11081	14mm-2.00 - 1m		70106	11846	7/16"-14X1-3/4" Nut (Box Qty-25)
	2382	11082	16mm-2.00 - 1m		70107	11847	1/2"-13X1-3/4" Nut (Box Qty-25)
PLATED STEEL HOT DIPPED GALVANIZED 	19303	11528	3/8"-16 - 3 FT	WELDABLE STEEL COUPLING NUTS (ACME) 	70108	11848	5/8"-11X2-1/8" Nut (Box Qty-15)
	19313	12041	3/8"-16 - 6 FT		70109	11849	3/4"-10X2-1/4" Nut (Box Qty-15)
	10041	12035	3/8"-16 - 10 FT		70110	11850	7/8"-9 Nut (Box Qty-10)
	19305	11529	1/2"-13 - 3 FT		70111	11851	1"-8 Nut (Box Qty-10)
	19315	12042	1/2"-13 - 6 FT		70301 11860 1/2"-10 (Box Qty-100) 70302 11861 3/4"-6 (Box Qty-100) 70303 1"-5 (Box Qty-50)		
	10024	12036	1/2"-13 - 10 FT				
	19307	11530	5/8"-11 - 3 FT				
	19329	12043	5/8"-11 - 6 FT				
	10043	12037	5/8"-11 - 10 FT				
	19308	11531	3/4"-10 - 3 FT				
	19318	14044	3/4"-10 - 6 FT				
	10035	12038	3/4"-10 - 10 FT				
	10048	12045	7/8"-9 - 6 FT				
	10045	12039	7/8"-9 - 10 FT				
	10021	12046	1"-8 - 6 FT				
	10005	12040	1"-8 - 10 FT				

Allthread Category (Con't.)


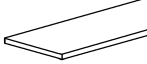
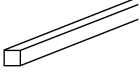
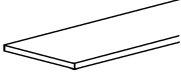
	SW SKU #	HIL SKU #	SKU DIMENSION		SW SKU #	HIL SKU #	SKU DIMENSION
OIL FINISH (COARSE- LEFT HAND) 				STAINLESS (FINE) T304(18-8) 			
	16301	11083	1/4"-20 - 3 FT		23301	11543	(FINE) 10-32 - 3 FT
	16302	11084	5/16"-18 - 3 FT				
	16303	11085	3/8"-16 - 3 FT				
	16305	11086	1/2"-13 - 3 FT				
COLD ROLLED OIL FINISH (ACME) 				BRASS (COARSE) 360 	3501	11505	6-32 - 1 FT
	24302	11058	1/2"-10 - 3 FT		3506	11506	8-32 - 1 FT
	24304	11059	3/4"-6 - 3 FT		3508	11954	8-32 - 3 FT
	24306	11060	1"-5 - 3 FT		3511	11507	10-24 - 1 FT
					3516	11509	1/4"-20 - 1 FT
			3518		11510	1/4"-20 - 3 FT	
			3521		11511	5/16"-18 - 1 FT	
			3523		11512	5/16"-18 - 3 FT	
			3526		11513	3/8"-16 - 1 FT	
			3528		11514	3/8"-16 - 3 FT	
			3531		11515	1/2"-13 - 1 FT	
			3533		11516	1/2"-13 - 3 FT	
ALLOY STEEL HEAT TREATED, OIL FINISH (COARSE) 4140/B7 					BRASS (FINE) 360 		
	2307	11052	1/4"-20 - 3 FT				
	2308	11053	5/16"-18 - 3 FT				
	2309	11054	3/8"-16 - 3 FT				
	2310	11055	1/2"-13 - 3 FT				
	2311	11056	5/8"-11 - 3 FT				
	2312	11057	3/4"-10 - 3 FT				
			5010	11508		10-32 - 1 FT	
STAINLESS (COARSE) T304(18-8) 	13301	11540	4-40 - 3 FT				
	13303	11541	6-32 - 3 FT				
	13304	11542	8-32 - 3 FT				
	13305	11544	10-24 - 3 FT				
	7801	11545	1/4"-20 - 1 FT				
	7803	11546	1/4"-20 - 3 FT				
	7806	11547	1/4"-20 - 6 FT				
	7808	11548	5/16"-18 - 1 FT				
	7810	11549	5/16"-18 - 3 FT				
	7813	11987	5/16"-18 - 6 FT				
	7816	11550	3/8"-16 - 1 FT				
	7818	11551	3/8"-16 - 3 FT				
	7821	11552	3/8"-16 - 6 FT				
	7831	11553	1/2"-13 - 1 FT				
	7833	11554	1/2"-13 - 3 FT				
	7836	11555	1/2"-13 - 6 FT				
	13311	11556	5/8"-11 - 3 FT				
	13312	11557	3/4"-10 - 3 FT				
13314	11558	1"-8 - 3 FT					

2012 Product Listing

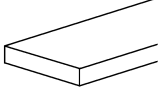
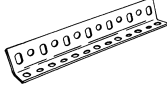
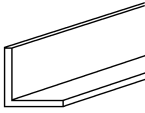
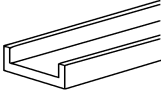
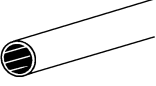
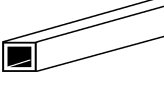

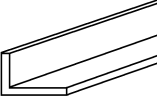
Weldable Steel Category

	SW SKU #	HIL SKU #	SKU DIMENSION		SW SKU #	HIL SKU #	SKU DIMENSION	
ROUND (COLD ROLLED) 	0405	11631	1/8" - 1 FT	ROUND (HOT ROLLED) 	0201	11611	1/4" - 3 FT	
	0401	11627	1/8" - 3 FT		0202	11612	1/4" - 4 FT	
	0402	11628	1/8" - 4 FT		0203	11613	1/4" - 6 FT	
	0406	11632	3/16" - 1 FT		0204	11614	5/16" - 3 FT	
	0403	11629	3/16" - 3 FT		0205	11615	5/16" - 4 FT	
	0404	11630	3/16" - 4 FT		0206	11616	5/16" - 6 FT	
	0407	11633	1/4" - 1 FT		0207	11617	3/8" - 3 FT	
	0001	11593	1/4" - 3 FT		0208	11618	3/8" - 4 FT	
	0002	11594	1/4" - 4 FT		0209	11619	3/8" - 6 FT	
	0003	11595	1/4" - 6 FT		0210	11620	1/2" - 3 FT	
	0408	11634	5/16" - 1 FT		0211	11621	1/2" - 4 FT	
	0004	11596	5/16" - 3 FT		0212	11622	1/2" - 6 FT	
	0005	11597	5/16" - 4 FT		0213	11623	5/8" - 3 FT	
	0006	11598	5/16" - 6 FT		0214	11624	5/8" - 4 FT	
	0007	11599	3/8" - 3 FT		0215	11625	3/4" - 3 FT	
	0008	11600	3/8" - 4 FT		0216	11626	3/4" - 4 FT	
	31604	11818	3/8" - 6 FT		33602	11819	3/4" - 6 FT	
	0009	11601	7/16" - 3 FT		ROUND HARDENED ROD (COLD ROLLED) 1144 			1607
0010	11602	7/16" - 4 FT	1608	11753	5/16" - 3 FT			
0011	11603	1/2" - 3 FT	1609	11754	3/8" - 3 FT			
0012	11604	1/2" - 4 FT	1610	11755	1/2" - 3 FT			
0013	11605	5/8" - 3 FT	1611	11756	5/8" - 3 FT			
0014	11606	5/8" - 4 FT	1612	11757	3/4" - 3 FT			
0015	11607	3/4" - 3 FT						
0016	11608	3/4" - 4 FT						
0017	11609	7/8" - 3 FT						
0018	11610	1" - 3 FT						

Weldable Steel Category (Con't.)

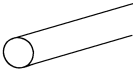
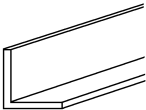

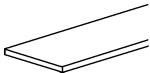
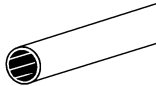

	SW SKU #	HIL SKU #	SKU DIMENSION		SW SKU #	HIL SKU #	SKU DIMENSION
SQUARE (COLD ROLLED) 	0505	11639	1/8" - 1 FT	FLAT (HOT ROLLED) 	0716	11662	1/8" X 2" - 3 FT
	0501	11635	1/8" - 3 FT		0717	11663	1/8" X 2" - 4 FT
	0506	11640	3/16" - 1 FT		0718	11664	1/8" X 2" - 6 FT
	0502	11636	3/16" - 3 FT		0719	11665	1/8" X 3" - 3 FT
	0507	11641	1/4" - 1 FT		0720	11666	1/8" X 3" - 4 FT
	0503	11637	1/4" - 3 FT		0721	11667	1/8" X 3" - 6 FT
	0504	11638	5/16" - 3 FT		0722	11668	3/16" X 3/4" - 3 FT
	0508	11642	5/16" - 1 FT		0723	11669	3/16" X 3/4" - 4 FT
	44107	11823	3/8" - 1 FT		0725	11670	3/16" X 1" - 3 FT
	44108	11824	7/16" - 1 FT		0726	11671	3/16" X 1" - 4 FT
	44109	11825	1/2" - 1 FT		0728	11672	3/16" X 1-1/4" - 3 FT
	44111	11997	5/8" - 1 FT		0729	11673	3/16" X 1-1/4" - 4 FT
	44113	11826	3/4" - 1 FT		0731	11674	3/16" X 1-1/2" - 3 FT
	44115	11998	7/8" - 1 FT		0732	11675	3/16" X 1-1/2" - 4 FT
SQUARE (HOT ROLLED) 				0734	11676	3/16" X 2" - 3 FT	
	0601	11643	3/8" - 3 FT	0735	11677	3/16" X 2" - 4 FT	
	0602	11644	3/8" - 4 FT	51602	11827	3/16" X 2" - 6 FT	
	0604	11645	1/2" - 3 FT	0737	11678	3/16" X 3" - 3 FT	
	0605	11646	1/2" - 4 FT	0738	11679	3/16" X 3" - 4 FT	
				0740	11680	1/4" X 3/4" - 3 FT	
FLAT (HOT ROLLED) 	0701	11647	1/8" X 1/2" - 3 FT	0741	11681	1/4" X 3/4" - 4 FT	
	0702	11648	1/8" X 1/2" - 4 FT	0743	11682	1/4" X 1" - 3 FT	
	0703	11649	1/8" X 1/2" - 6 FT	0744	11683	1/4" X 1" - 4 FT	
	0704	11650	1/8" X 3/4" - 3 FT	0746	11684	1/4" X 1-1/4" - 3 FT	
	0705	11651	1/8" X 3/4" - 4 FT	0747	11685	1/4" X 1-1/4" - 4 FT	
	0706	11652	1/8" X 3/4" - 6 FT	0749	11686	1/4" X 1-1/2" - 3 FT	
	0707	11653	1/8" X 1" - 3 FT	0750	11687	1/4" X 1-1/2" - 4 FT	
	0708	11654	1/8" X 1" - 4 FT	0751	11688	1/4" X 1-1/2" - 6 FT	
	0709	11655	1/8" X 1" - 6 FT	81403	11832	1/4" X 3" - 4 FT	
	0710	11656	1/8" X 1-1/4" - 3 FT	51603	11828	1/4" X 3" - 6 FT	
	0711	11657	1/8" X 1-1/4" - 4 FT	0752	11689	3/8" X 2" - 3 FT	
	0712	11658	1/8" X 1-1/4" - 6 FT	0753	11690	3/8" X 2" - 4 FT	
	0713	11659	1/8" X 1-1/2" - 3 FT	0754	11691	1/2" X 1" - 3 FT	
	0714	11660	1/8" X 1-1/2" - 4 FT	0755	11692	1/2" X 1" - 4 FT	
	0715	11661	1/8" X 1-1/2" - 6 FT	0756	11693	1/2" X 1-1/2" - 3 FT	
				0757	11694	1/2" X 1-1/2" - 4 FT	
				0758	11695	1/2" X 2" - 3 FT	
			0759	11696	1/2" X 2" - 4 FT		

Weldable Steel Category (Con't.)

	SW SKU #	HIL SKU #	SKU DIMENSION		SW SKU #	HIL SKU #	SKU DIMENSION	
PLATE (HOT ROLLED) 				SLOTTED ANGLE 				
	3000	11806	1/4" X 4" - 1 FT		61010		1-1/2" X 1-1/2" - 10 FT (Pk-150)	
	3001	11807	1/4" X 12" - 1 FT					
ANGLE (HOT ROLLED) 	0801	11697	1/8" X 1/2" - 3 FT	CHANNEL (HOT ROLLED) 	0901	11729	1/8" X 1/2" X 1" - 3 FT	
	0802	11698	1/8" X 1/2" - 4 FT		0902	11730	1/8" X 1/2" X 1" - 4 FT	
	0803	11699	1/8" X 1/2" - 6 FT		0904	11731	1/8" X 1/2" X 1-1/2" - 3 FT	
	0804	11700	1/8" X 3/4" - 3 FT		0905	11732	1/8" X 1/2" X 1-1/2" - 4 FT	
	0805	11701	1/8" X 3/4" - 4 FT		0907	11733	1/8" X 1/2" X 2" - 3 FT	
	0806	11702	1/8" X 3/4" - 6 FT		0908	11734	1/8" X 1/2" X 2" - 4 FT	
	0807	11703	1/8" X 1" - 3 FT		TUBE (ROUND) (HOT ROLLED) 	1101	11747	1/2" - 3 FT
	0808	11704	1/8" X 1" - 4 FT			35410	11820	1/2" - 4 FT
	0809	11705	1/8" X 1" - 6 FT			1102	11748	3/4" - 3 FT
	0810	11706	1/8" X 1-1/4" - 3 FT	35411		11821	3/4" - 4 FT	
	0811	11707	1/8" X 1-1/4" - 4 FT	1103		11749	1" - 3 FT	
	0812	11708	1/8" X 1-1/4" - 6 FT	35412		11822	1" - 4 FT	
	0813	11709	1/8" X 1-1/2" - 3 FT	1104		11750	1-1/4" - 3 FT	
	0814	11710	1/8" X 1-1/2" - 4 FT	1105		11751	1-1/2" - 3 FT	
	0815	11711	1/8" X 1-1/2" - 6 FT	TUBE (SQUARE) (HOT ROLLED) 		1001	11735	1/2" - 3 FT
	0816	11712	1/8" X 2" - 3 FT		1002	11736	1/2" - 4 FT	
	0817	11713	1/8" X 2" - 4 FT		1003	11737	1/2" - 6 FT	
	0818	11714	1/8" X 2" - 6 FT		1004	11738	3/4" - 3 FT	
	0819	11715	3/16" X 1-1/2" - 3 FT		1005	11739	3/4" - 4 FT	
	0820	11716	3/16" X 1-1/2" - 4 FT		1006	11740	3/4" - 6 FT	
	0822	11717	3/16" X 2" - 3 FT		1007	11741	1" - 3 FT	
	0823	11718	3/16" X 2" - 4 FT		1008	11742	1" - 4 FT	
	83602	11833	3/16" X 2" - 6 FT		1009	11743	1" - 6 FT	
	0825	11719	1/4" X 1-1/2" - 3 FT	1010	11744	1-1/4" - 3 FT		
	0826	11720	1/4" X 1-1/2" - 4 FT	1011	11745	1-1/4" - 4 FT		
	0828	11721	1/4" X 2" - 3 FT	1012	11746	1-1/4" - 6 FT		
	0829	11722	1/4" X 2" - 4 FT	REBAR 	2404	11805	#4 (1/2") - 1 FT	
	0831	11723	1/4" X 3" - 3 FT		2400	11801	#4 (1/2") - 2 FT	
	0832	11724	1/4" X 3" - 4 FT		2401	11802	#4 (1/2") - 3 FT	
	0833	11725	1/4" X 3" - 6 FT		2402	11803	#4 (1/2") - 4 FT	
					2403	11804	#4 (1/2") - 6 FT	
	OFFSET ANGLE (HOT ROLLED) 							
0853		11726	1/8" X 1" X 5/8" - 3 FT					
0854		11727	1/8" X 1" X 5/8" - 4 FT					
0856		11728	1/8" X 1" X 5/8" - 6 FT					

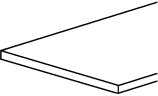
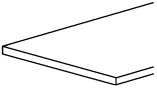
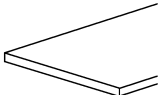
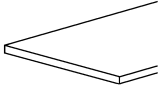

2012 Product Listing

Stainless Steel Category

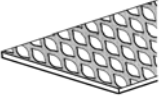
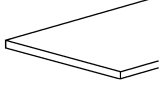
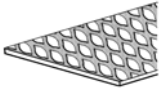
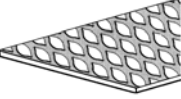
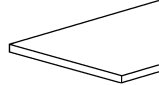

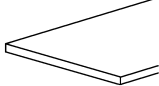

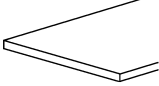

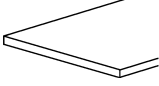
	SW SKU #	HIL SKU #	SKU DIMENSION		SW SKU #	HIL SKU #	SKU DIMENSION	
ROUND 	7003	11559	1/8" - 3 FT	ANGLE 	7303	11584	1/8" X 3/4" - 3 FT	
	7004	11560	1/8" - 4 FT		7304	11585	1/8" X 3/4" - 4 FT	
	7009	11561	3/16" - 3 FT		7306	11975	1/8" X 3/4" - 6 FT	
	7010	11562	3/16" - 4 FT		7309	11586	1/8" X 1" - 3 FT	
	7015	11563	1/4" - 3 FT		7310	11976	1/8" X 1" - 4 FT	
	7016	11564	1/4" - 4 FT		7312	11977	1/8" X 1" - 6 FT	
	7018	11565	1/4" - 6 FT		7315	11587	1/8" X 1-1/4" - 3 FT	
	7021	11566	5/16" - 3 FT		7321	11588	1/8" X 1-1/2" - 3 FT	
	7022	11567	5/16" - 4 FT		7330	11981	1/8" X 2" - 6 FT	
	7024	11568	5/16" - 6 FT					
	7027	11569	3/8" - 3 FT		SQUARE 	7103	11959	1/8" - 3 FT
	7028	11570	3/8" - 4 FT			7110	11575	1/4" - 3 FT
	7030	11571	3/8" - 6 FT					
	7042	11572	1/2" - 3 FT					
	7043	11573	1/2" - 4 FT					
7045	11574	1/2" - 6 FT						
FLAT 	7203	11576	1/8" X 1/2" - 3 FT	TUBE (ROUND) 	7515	11589	1/2" - 3 FT	
	7204	11963	1/8" X 1/2" - 4 FT		7516	11982	1/2" - 4 FT	
	7209	11577	1/8" X 3/4" - 3 FT		7521	11590	3/4" - 3 FT	
	7210	11578	1/8" X 3/4" - 4 FT		7524	11983	3/4" - 6 FT	
	7215	11579	1/8" X 1" - 3 FT		7527	11984	1" - 3 FT	
	7216	11580	1/8" X 1" - 4 FT		7530	11985	1" - 6 FT	
	7221	11964	1/8" X 1-1/4" - 3 FT	TUBE (SQUARE) 	7553	11986	1" - 3 FT	
	7222	11965	1/8" X 1-1/4" - 4 FT					
	7224	11966	1/8" X 1-1/4" - 6 FT					
	7227	11581	1/8" X 1-1/2" - 3 FT					
	7228	11967	1/8" X 1-1/2" - 4 FT					
	7230	11968	1/8" X 1-1/2" - 6 FT					
	7233	11582	1/8" X 2" - 3 FT					
	7234	11969	1/8" X 2" - 4 FT					
	7235	11970	1/8" X 2" - 6 FT					
	7238	11971	3/16" X 3/4" - 3 FT					
	7241	11972	3/16" X 3/4" - 6 FT					
	7244	11583	3/16" X 1" - 3 FT					
	7247	11973	3/16" X 1" - 6 FT					
	7250	11974	3/16" X 1-1/2" - 3 FT					

2012 Product Listing

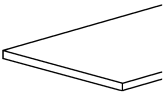
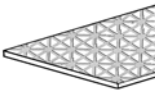

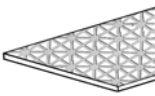
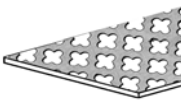



Sheet Category

	SW SKU #	HIL SKU #	SKU DIMENSION		SW SKU #	HIL SKU #	SKU DIMENSION
GALVANIZED (26GA) 	1903	11179	12" X 18"	WELDABLE STEEL (COLD ROLLED) (22GA) 	1801	11770	6" X 18"
	1904	11180	12" X 24"		1802	11771	6" X 24"
	1905	11181	24" X 24"		1803	11772	8" X 18"
	1906	11182	24" X 30"		1804	11773	8" X 24"
	1901	11178	24" X 36"		1805	11774	12" X 18"
	1908	11184	24" X 48"		1806	11775	12" X 24"
	1907	11183	30" X 36"		1809	11776	24" X 24"
	19015	11224	24" X 36" (Pk-5)		1810	11777	24" X 30"
	19035	11225	12" X 18" (Pk-5)		1812	11778	24" X 36"
	19045	11226	12" X 24" (Pk-5)		1813	11779	24" X 48"
	19055	11227	24" X 24" (Pk-5)		18015	11811	6" X 18" (Pk-5)
GALVANIZED (28GA) 				18025	11812	6" X 24" (Pk-5)	
	74001	11228	24" X 30" (Pk-5)	18035	11813	8" X 18" (Pk-5)	
WELDABLE STEEL (COLD ROLLED) (16GA) 	1701	11758	6" X 18"	WELDABLE STEEL TREAD PLATE (14GA) 			
	1702	11759	6" X 24"				
	1703	11760	8" X 18"		2220	11799	12" X 24"
	1704	11761	8" X 24"		2225	11800	24" X 24"
	1707	11764	8" X 30"				
	1705	11762	12" X 18"				
	1706	11763	12" X 24"				
	1708	11765	12" X 30"				
	1709	11766	24" X 24"				
	1710	11767	24" X 30"				
	1711	11768	24" X 36"				
	1712	11769	24" X 48"				
	17015	11808	6" X 18" (Pk-5)				
	17035	11809	8" X 18" (Pk-5)				
	17065	11810	12" X 24" (Pk-5)				







Sheet Category (Con't.)

	SW SKU #	HIL SKU #	SKU DIMENSION		SW SKU #	HIL SKU #	SKU DIMENSION
WELDABLE STEEL FLATTENED EXPANDED METAL (13GA) 	2103	11781	3/4" - 12" X 24"	ALUMINUM (MILL FINISH) (.025) 	2001	11232	6" X 18"
	2106	11783	3/4" - 16" X 30"		2002	11233	6" X 24"
	2102	11780	3/4" - 24" X 24"		2003	11234	8" X 18"
	2105	11782	3/4" - 30" X 30"		2004	11235	8" X 24"
	2107	11784	1/2" - 12" X 24"		2005	11236	12" X 18"
	2201	11794	1/2" - 16" X 30"		2006	11237	12" X 24"
	2202	11795	1/2" - 24" X 24"		2009	11238	24" X 24"
	2108	11785	1/2" - 30" X 30"		2010	11239	24" X 30"
	WELDABLE STEEL FLATTENED EXPANDED METAL (18GA) 	2120	11786		1/2" - 12" X 24"	2012	11240
2125		11788	1/2" - 16" X 30"		2013	11241	24" X 48"
2121		11787	1/2" - 24" X 24"	20015	11483	6" X 18" (Pk-5)	
2126		11789	1/2" - 30" X 30"	20025	11484	6" X 24" (Pk-5)	
2136		11790	3/4" - 12" X 24"	20035	11485	8" X 18" (Pk-5)	
2141		11792	3/4" - 16" X 30"	20055	11486	12" X 18" (Pk-5)	
2137		11791	3/4" - 24" X 24"	20095	11487	24" X 24" (Pk-5)	
2142		11793	3/4" - 30" X 30"	74101	11504	24" X 30" (Pk-5)	
WELDABLE STEEL RAISED EXPANDED (PAINTED) (18GA) 					ALUMINUM (ANODIZED) (.025) 		
	74201	11829	1/2" - 24" X 30" (Black)(Pk-5)	6970		11466	6" X 18"
	74301	11830	1/2" - 24" X 30" (White)(Pk-5)	6972		11467	12" X 24"
	74401	11831	1/2" - 24" X 30" (Gray)(Pk-5)	6973		11468	24" X 24"
WELDABLE STEEL PERF SHEET (C.R.) 16GA(.0598") 				BRASS (26GA) 			
	2205	11796	24" X 24" - 3/16" X 1/4" STAG		3300	11524	12" X 24" (Pk-5)
					3310	11525	24" X 24"
WELDABLE STEEL PERF SHEET (C.R.) 16GA(.0598") 				COPPER (26GA) 			
	2206	11797	24" X 48" - 1/8" X 3/16" STAG		3200	11526	12" X 24" (Pk-5)
					3210	11527	24" X 24"
WELDABLE STEEL PERF SHEET (C.R.) 16GA(.0598") 				STAINLESS STEEL (22GA) T304 			
					7601	11591	6" X 18"
	2207	11798	24" X 48" - 1/4" X 1/2" STRT		7603	11592	12" X 24"

Sheet Category (Con't.)

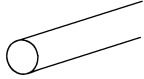
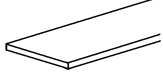
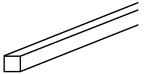
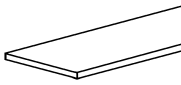
	SW SKU #	HIL SKU #	SKU DIMENSION		SW SKU #	HIL SKU #	SKU DIMENSION
DECORATIVE ALUMINUM SHEET MILL FINISH, SILVER (PLAIN) (.020) 				DECORATIVE ALUMINUM SHEET MILL FINISH, SILVER (UNIONJACK) (.020) 			
	20125	11488	24" X 36" (Pk-5)		2072	11262	24" X 36" (Pk-5)
	20145	11489	36" X 36" (Pk-5)		2074	11263	36" X 36" (Pk-5)
DECORATIVE ALUMINUM SHEET MILL FINISH, SILVER (LEATHERGRAIN) (.020) 				DECORATIVE ALUMINUM SHEET ANODIZED, GOLD (UNIONJACK) (.020) 			
	2022	11242	24" X 36" (Pk-5)		2095	11268	24" X 36" (Pk-5)
	2024	11243	36" X 36" (Pk-5)		2097	11269	36" X 36" (Pk-5)
DECORATIVE ALUMINUM SHEET MILL FINISH, SILVER (CLOVERLEAF) (.020) 				DECORATIVE ALUMINUM SHEET MILL FINISH, SILVER (LINCANE) (.020) 			
	2042	11244	24" X 36" (Pk-5)		2062	11257	24" X 36" (Pk-5)
	2044	11245	36" X 36" (Pk-5)		2064	11258	36" X 36" (Pk-5)
DECORATIVE ALUMINUM SHEET ANODIZED, GOLD (CLOVERLEAF) (.020) 				DECORATIVE ALUMINUM SHEET ANODIZED, GOLD (LINCANE) (.020) 			
	2082	11264	24" X 36" (Pk-5)		2089	11266	24" X 36" (Pk-5)
	2084	11265	36" X 36" (Pk-5)		2091	11267	36" X 36" (Pk-5)

Sheet Category (Con't.)

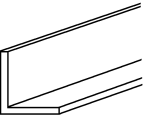
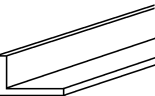
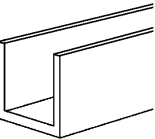
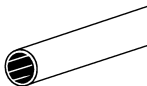
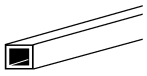
	SW SKU #	HIL SKU #	SKU DIMENSION		SW SKU #	HIL SKU #	SKU DIMENSION
DECORATIVE ALUMINUM SHEET 20GA(.032) 				ALUMINUM TREADPLATE (.063) 			
	2045	11246	24" X 24" - 1/16" X 1/8" STAG		2050	11248	12" X 24"
					2051	11249	24" X 24"
					2052	11250	24" X 48"
DECORATIVE ALUMINUM SHEET 20GA(.032) 				ALUMINUM TREADPLATE (.100) 			
	2047	11247	24" X 36" - 1/4" HEX MF (Pk-5)		2054	11251	12" X 24"
					2055	11252	24" X 24"
					2056	11253	24" X 48"
			2057	11911	48" X 96"		
				BRIGHT ALUMINUM TREADPLATE (.063) 			
			2058		11254	12" X 24"	
			2059		11255	24" X 24"	
			2060		11256	24" X 48"	
				BRIGHT ALUMINUM TREADPLATE (.100) 			
			2065		11259	12" X 24"	
			2066		11260	24" X 24"	
			2067		11261	24" X 48"	

2012 Product Listing

Mill Finish Aluminum (6063-T5) Category

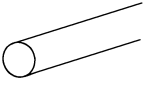
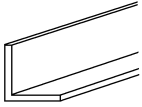

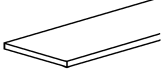
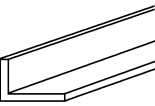
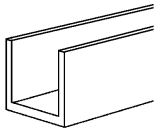

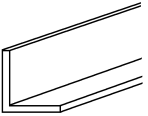

	SW SKU #	HIL SKU #	SKU DIMENSION		SW SKU #	HIL SKU #	SKU DIMENSION
<p style="text-align: center;">ROUND</p> 	6005	11270	1/4" - 3 FT	<p style="text-align: center;">FLAT</p> 	6196	11285	1/8" X 1/2" - 3 FT
	6006	11271	1/4" - 4 FT		6197	11862	1/8" X 1/2" - 4 FT
	6007	11272	1/4" - 6 FT		6198	11286	1/8" X 1/2" - 6 FT
	6010	11273	3/8" - 3 FT		6199	11287	1/8" X 1/2" - 8 FT
	6011	11274	3/8" - 4 FT		6201	11288	1/8" X 3/4" - 3 FT
	6012	11275	3/8" - 6 FT		6202	11289	1/8" X 3/4" - 4 FT
	6013	11276	3/8" - 8 FT		6203	11290	1/8" X 3/4" - 6 FT
	6015	11277	1/2" - 3 FT		6204	11291	1/8" X 3/4" - 8 FT
	6016	11278	1/2" - 4 FT		6205	11292	1/8" X 1" - 3 FT
	6017	11279	1/2" - 6 FT		6206	11293	1/8" X 1" - 4 FT
<p style="text-align: center;">SQUARE</p> 	6110	11280	1/4" - 3 FT	6207	11294	1/8" X 1" - 6 FT	
	6111	11281	1/4" - 4 FT	6208	11295	1/8" X 1" - 8 FT	
	6119	11284	3/8" - 3 FT	6209	11296	1/8" X 1-1/4" - 3 FT	
	6120	11914	3/8" - 4 FT	6212	11297	1/8" X 1-1/4" - 6 FT	
	6115	11282	1/2" - 3 FT	6214	11298	1/8" X 1-1/4" - 8 FT	
	6116	11283	1/2" - 4 FT	6215	11299	1/8" X 1-1/2" - 3 FT	
<p style="text-align: center;">FLAT</p> 	6228	11307	1/16" X 1/2" - 3 FT	6216	11300	1/8" X 1-1/2" - 4 FT	
	6229	11308	1/16" X 1/2" - 4 FT	6217	11301	1/8" X 1-1/2" - 6 FT	
	6230	11309	1/16" X 1/2" - 6 FT	6218	11302	1/8" X 1-1/2" - 8 FT	
	6231	11310	1/16" X 1/2" - 8 FT	6220	11303	1/8" X 2" - 3 FT	
	6232	11311	1/16" X 3/4" - 3 FT	6221	11304	1/8" X 2" - 4 FT	
	6233	11312	1/16" X 3/4" - 4 FT	6222	11863	1/8" X 2" - 6 FT	
	6234	11313	1/16" X 3/4" - 6 FT	6223	11305	1/8" X 2" - 8 FT	
	6235	11314	1/16" X 3/4" - 8 FT	6225	11306	1/4" X 1" - 4 FT	
	6236	11315	1/16" X 1" - 3 FT	6266	11326	1/4" X 1" - 6 FT	
	6237	11316	1/16" X 1" - 4 FT	6267	11327	1/4" X 1" - 8 FT	
	6238	11317	1/16" X 1" - 6 FT	6272	11328	1/4" X 1-1/2" - 4 FT	
	6239	11318	1/16" X 1" - 8 FT				
	6240	11319	1/16" X 1-1/4" - 3 FT				
	6241	11320	1/16" X 1-1/4" - 4 FT				
	6243	11321	1/16" X 1-1/4" - 8 FT				
	6244	11322	1/16" X 1-1/2" - 3 FT				
	6245	11323	1/16" X 1-1/2" - 4 FT				
	6246	11324	1/16" X 1-1/2" - 6 FT				
	6247	11325	1/16" X 1-1/2" - 8 FT				

Mill Finish Aluminum (6063-T5) Category (Con't.)

	SW SKU #	HIL SKU #	SKU DIMENSION		SW SKU #	HIL SKU #	SKU DIMENSION
ANGLE 	6442	11363	1/16" X 1/2" - 3 FT	OFFSET ANGLE 			
	6443	11364	1/16" X 1/2" - 4 FT				
	6424	11346	1/16" X 1/2" - 6 FT				
	6444	11365	1/16" X 1/2" - 8 FT				
	6425	11347	1/16" X 3/4" - 3 FT				
	6426	11348	1/16" X 3/4" - 4 FT				
	6427	11349	1/16" X 3/4" - 6 FT				
	6428	11350	1/16" X 3/4" - 8 FT				
	6430	11351	1/16" X 1" - 3 FT				
	6431	11352	1/16" X 1" - 4 FT				
	6432	11353	1/16" X 1" - 6 FT				
	6433	11354	1/16" X 1" - 8 FT				
	6446	11366	1/16" X 1-1/4" - 4 FT				
	6448	11367	1/16" X 1-1/4" - 8 FT				
	6434	11355	1/16" X 1-1/2" - 3 FT	PLYWOOD TRIM CHANNEL 	6530	11376	For 1/4" Plywood - 4 FT
	6435	11356	1/16" X 1-1/2" - 4 FT		6531	11864	For 1/4" Plywood - 6 FT
	6436	11357	1/16" X 1-1/2" - 6 FT		6532	11377	For 1/4" Plywood - 8 FT
	6437	11358	1/16" X 1-1/2" - 8 FT		6533	11378	For 3/8" Plywood - 4 FT
	6438	11359	1/16" X 2" - 3 FT		6536	11379	For 3/8" Plywood - 8 FT
	6439	11360	1/16" X 2" - 4 FT		6538	11380	For 1/2" Plywood - 4 FT
6440	11361	1/16" X 2" - 6 FT	6539		11865	For 1/2" Plywood - 6 FT	
6441	11362	1/16" X 2" - 8 FT	6540		11381	For 1/2" Plywood - 8 FT	
6461	11368	1/8" X 1/2" - 4 FT	6542		11382	For 5/8" Plywood - 4 FT	
6463	11369	1/8" X 1/2" - 8 FT	6544		11383	For 5/8" Plywood - 8 FT	
6405	11329	1/8" X 3/4" - 3 FT	6546		11384	For 3/4" Plywood - 4 FT	
6406	11330	1/8" X 3/4" - 4 FT	6547		11866	For 3/4" Plywood - 6 FT	
6407	11331	1/8" X 3/4" - 6 FT	6548		11385	For 3/4" Plywood - 8 FT	
6408	11332	1/8" X 3/4" - 8 FT	TUBE (ROUND) 	6705	11395	1/2" - 3 FT	
6410	11333	1/8" X 1" - 3 FT		6706	11396	1/2" - 4 FT	
6411	11334	1/8" X 1" - 4 FT		6707	11920	1/2" - 6 FT	
6412	11335	1/8" X 1" - 6 FT		6710	11397	3/4" - 3 FT	
6413	11336	1/8" X 1" - 8 FT		6711	11398	3/4" - 4 FT	
6465	11370	1/8" X 1-1/4" - 4 FT		6712	11399	3/4" - 6 FT	
6414	11337	1/8" X 1-1/4" - 6 FT		6713	11400	3/4" - 8 FT	
6466	11371	1/8" X 1-1/4" - 8 FT		6714	11401	7/8" - 8 FT	
6415	11338	1/8" X 1-1/2" - 3 FT		6715	11402	1" - 3 FT	
6416	11339	1/8" X 1-1/2" - 4 FT		6716	11403	1" - 4 FT	
6417	11340	1/8" X 1-1/2" - 6 FT	6718	11404	1" - 6 FT		
6418	11341	1/8" X 1-1/2" - 8 FT	6719	11405	1" - 8 FT		
6420	11342	1/8" X 2" - 3 FT	6720	11406	1-1/4" - 3 FT		
6421	11343	1/8" X 2" - 4 FT	6721	11921	1-1/4" - 4 FT		
6422	11344	1/8" X 2" - 6 FT	6722	11922	1-1/4" - 6 FT		
6423	11345	1/8" X 2" - 8 FT	6723	11923	1-1/4" - 8 FT		
			TUBE (SQUARE) 	6605	11386	3/4" - 3 FT	
				6606	11387	3/4" - 4 FT	
				6607	11388	3/4" - 6 FT	
				6615	11389	1" - 3 FT	
				6616	11390	1" - 4 FT	
				6617	11391	1" - 6 FT	
				6618	11392	1" - 8 FT	
				6620	11393	1-1/4" - 3 FT	
			6621	11394	1-1/4" - 4 FT		

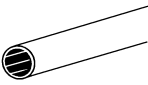
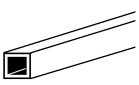
2012 Product Listing

Anodized Aluminum (6063-T5) Category

	SW SKU #	HIL SKU #	SKU DIMENSION		SW SKU #	HIL SKU #	SKU DIMENSION
ROUND 	6813	11407	1/4" - 3 FT	ANGLE 	6895	11442	1/8" X 3/4" - 3 FT
	6814	11408	1/4" - 4 FT		6896	11443	1/8" X 3/4" - 4 FT
	6816	11409	1/4" - 6 FT		6898	11444	1/8" X 3/4" - 6 FT
	6819	11410	3/8" - 3 FT		6899	11445	1/8" X 3/4" - 8 FT
	6820	11411	3/8" - 4 FT		6901	11446	1/8" X 1" - 3 FT
	6822	11412	3/8" - 6 FT		6902	11447	1/8" X 1" - 4 FT
	6825	11413	1/2" - 3 FT		6904	11448	1/8" X 1" - 6 FT
	6826	11414	1/2" - 4 FT		6905	11449	1/8" X 1" - 8 FT
	6828	11415	1/2" - 6 FT		6907	11450	1/8" X 1-1/2" - 3 FT
SQUARE 	6847	11417	1/4" - 3 FT	6908	11451	1/8" X 1-1/2" - 4 FT	
	6848	11934	1/4" - 4 FT	6910	11452	1/8" X 1-1/2" - 6 FT	
	6853	11936	1/2" - 3 FT	6911	11453	1/8" X 1-1/2" - 8 FT	
	6854	11937	1/2" - 4 FT	6913	11454	1/8" X 2" - 3 FT	
FLAT 	6841	11416	1/16" X 1-1/2" - 8 FT	OFFSET ANGLE 	6919	11455	1/16" X 1/2" X 3/4" - 3 FT
	6845	11933	1/8" X 1/2" - 8 FT		6920	11456	1/16" X 1/2" X 3/4" - 4 FT
	6859	11418	1/8" X 3/4" - 3 FT		6922	11457	1/16" X 1/2" X 3/4" - 6 FT
	6860	11419	1/8" X 3/4" - 4 FT	PLYWOOD TRIM CHANNEL 	8840	11470	For 1/4" Plywood - 4 FT
	6862	11420	1/8" X 3/4" - 6 FT		8842	11471	For 1/4" Plywood - 8 FT
	6863	11867	1/8" X 3/4" - 8 FT		8844	11472	For 3/8" Plywood - 4 FT
	6865	11421	1/8" X 1" - 3 FT		8846	11473	For 3/8" Plywood - 8 FT
	6866	11422	1/8" X 1" - 4 FT		8848	11474	For 1/2" Plywood - 4 FT
	6868	11423	1/8" X 1" - 6 FT		8850	11475	For 1/2" Plywood - 8 FT
	6869	11424	1/8" X 1" - 8 FT		8852	11476	For 5/8" Plywood - 4 FT
	6871	11425	1/8" X 1-1/2" - 3 FT		8854	11477	For 5/8" Plywood - 8 FT
	6872	11426	1/8" X 1-1/2" - 4 FT	TUBE (ROUND) 	6925	11458	1/2" - 3 FT
	6874	11427	1/8" X 1-1/2" - 6 FT		6926	11459	1/2" - 4 FT
	6875	11428	1/8" X 1-1/2" - 8 FT		6928	11460	1/2" - 6 FT
	6877	11429	1/8" X 2" - 3 FT		6931	11461	3/4" - 3 FT
6878	11430	1/8" X 2" - 4 FT	6932		11462	3/4" - 4 FT	
6880	11431	1/8" X 2" - 6 FT	6934		11463	3/4" - 6 FT	
6881	11939	1/8" X 2" - 8 FT	6937	11464	1" - 3 FT		
ANGLE 	6882	11432	1/16" X 1/2" - 6 FT	TUBE (SQUARE) 	6955	11465	1" - 3 FT
	6891	11439	1/16" X 1/2" - 8 FT		6956	11944	1" - 4 FT
	6883	11433	1/16" X 3/4" - 3 FT		6958	11945	1" - 6 FT
	6884	11434	1/16" X 3/4" - 4 FT				
	6886	11435	1/16" X 3/4" - 6 FT				
	6887	11436	1/16" X 3/4" - 8 FT				
	6889	11437	1/16" X 1" - 3 FT				
	6890	11438	1/16" X 1" - 4 FT				
	6892	11440	1/16" X 1" - 6 FT				
	6893	11441	1/16" X 1" - 8 FT				
6987	11469	1/16" X 1-1/2" - 8 FT					

2012 Product Listing

Bright Aluminum (6463-T5) Category

	SW SKU #	HIL SKU #	SKU DIMENSION		SW SKU #	HIL SKU #	SKU DIMENSION
TUBE (ROUND) 	8991	11479	3/4" - 8 FT	TUBE (SQUARE) 	8985	11478	1" - 8 FT
	8993	11480	7/8" - 8 FT				
	8995	11481	1" - 8 FT				
	8997	11482	1-1/4" - 8 FT				

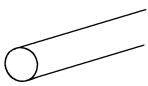


BOLTMASTER BY HILLMAN

2011

Product Listing

Brass (360) Category

	SW SKU #	HIL SKU #	SKU DIMENSION
<p>ROUND</p> 	0301	11517	1/8" - 3 FT
	0302	11518	3/16" - 3 FT
	0303	11519	1/4" - 3 FT
	0304	11520	5/16" - 3 FT
	0305	11521	3/8" - 3 FT
	0306	11522	1/2" - 3 FT
	0307	11523	5/8" - 3 FT

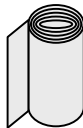
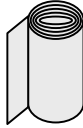
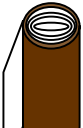
THE STEELWORKS

BOLTMASTER BY HILLMAN

2011

Product Listing

Coil Category

	SW SKU #	HIL SKU #	SKU DIMENSION		SW SKU #	HIL SKU #	SKU DIMENSION
ALUMINUM MILL FINISH ECONOMY 	63511	11491	6" - 10 FT (Pk-1)	STEEL GALVANIZED STANDARD 	63611	11532	6" - 10 FT (Pk-1)
	63513	11492	6" - 50 FT (Pk-1)		63613	11533	6" - 50 FT (Pk-1)
	63531	11493	8" - 10 FT (Pk-1)		63631	11534	8" - 10 FT (Pk-1)
	63533	11494	8" - 50 FT (Pk-1)		63633	11957	8" - 50 FT (Pk-1)
	63541	11495	10" - 10 FT (Pk-1)		63641	11535	10" - 10 FT (Pk-1)
	63543	11496	10" - 50 FT (Pk-1)		63643	11536	10" - 50 FT (Pk-1)
	63561	11498	14" - 10 FT (Pk-1)		63661	11537	14" - 10 FT (Pk-1)
	63563	11499	14" - 50 FT (Pk-1)		63663	11538	14" - 50 FT (Pk-1)
	63571	11502	20" - 10 FT (Pk-1)		63671	11539	20" - 10 FT (Pk-1)
	63573	11503	20" - 50 FT (Pk-2)		63673	11958	20" - 50 FT (Pk-2)
ALUMINUM PAINTED FINISH (WHITE/BROWN) STANDARD 				ANGLE FLASHING (BENT)			
	63544	11497	10" - 10 FT (Pk-1)		63491	11490	7" - 7" (Pk-250)
	63546	11928	10" - 50 FT (Pk-1)				
	63564	11500	14" - 10 FT (Pk-1)				
	63566	11501	14" - 50 FT (Pk-1)				
	63576	11929	20" - 50 FT (Pk-2)				
	63586	11930	24" - 50 FT (Pk-2)				