



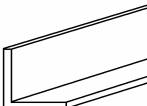

Telephone:  
303-355-2344  
800-321-1115



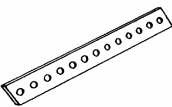
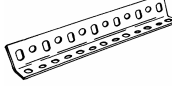
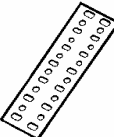
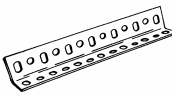
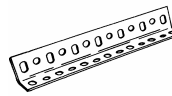
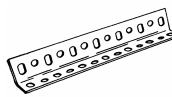

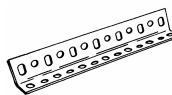
Facsimile:  
303-355-1499  
800-322-7002

## 2007 Product Listing

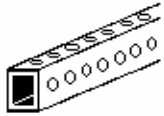
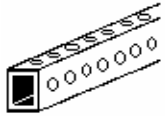
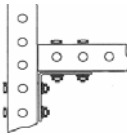
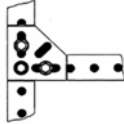
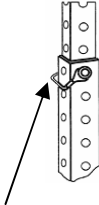
### Plated Steel Category

	SW SKU #	SKU DIMENSION		SW SKU #	SKU DIMENSION
<b>ROUND</b>  	30101	1/8" - 1 FT	<b>FLAT</b>  	1200	3/4" - 6 FT (12GA)
	30102	3/16" - 1 FT		1201	3/4" - 3 FT (12GA)
	1600	3/16" - 3 FT		1202	3/4" - 4 FT (12GA)
	1630	3/16" - 6 FT		80501	3/4" - 5 FT (12GA)
	30103	1/4" - 1 FT		1203	1" - 3 FT (12GA)
	1601	1/4" - 3 FT		1204	1" - 4 FT (12GA)
	1631	1/4" - 6 FT		80502	1" - 5 FT (12GA)
	30104	5/16" - 1 FT		12041	1" - 6 FT (12GA)
	1602	5/16" - 3 FT		1205	1-1/4" - 3 FT (12GA)
	1632	5/16" - 6 FT		1206	1-1/4" - 4 FT (12GA)
	30105	3/8" - 1 FT	80503	1-1/4" - 5 FT (12GA)	
	1603	3/8" - 3 FT	1207	1-1/4" - 6 FT (12GA)	
	1633	3/8" - 6 FT	<b>ANGLE</b>  	82301	3/4" X 3/4" - 3 FT (11GA)
	30106	7/16" - 1 FT		82401	3/4" X 3/4" - 4 FT (11GA)
	16031	7/16" - 3 FT		82501	3/4" X 3/4" - 5 FT (11GA)
	30107	1/2" - 1 FT		82601	3/4" X 3/4" - 6 FT (11GA)
	1604	1/2" - 3 FT		82302	1" X 1" - 3 FT (11GA)
	1634	1/2" - 6 FT		82402	1" X 1" - 4 FT (11GA)
	30108	5/8" - 1 FT		5050	1" X 1" - 5 FT (11GA)
	1605	5/8" - 3 FT		82602	1" X 1" - 6 FT (11GA)
30607	5/8" - 6 FT	82303		1-1/4" X 1-1/4" -3FT (11GA)	
1606	3/4" - 3 FT	82403		1-1/4" X 1-1/4" -4FT (11GA)	
30309	7/8" - 3 FT	5051	1-1/4" X 1-1/4" -5FT (11GA)		
30310	1" - 3 FT	82603	1-1/4" X 1-1/4" -6FT (11GA)		
<b>SQUARE</b>  	1650	1/8" - 1 FT			
	40102	5/32" - 1 FT		1301	3/4" X 3/4" - 3 FT (14GA)
	1653	3/16" - 1 FT		1302	3/4" X 3/4" - 4 FT (14GA)
	1656	1/4" - 1 FT		13022	3/4" X 3/4" - 6 FT (14GA)
	1659	5/16" - 1 FT		1303	1" X 1" - 3 FT (14GA)
	1662	3/8" - 1 FT		1304	1" X 1" - 4 FT (14GA)
	5100	7/16" - 1 FT		13042	1" X 1" - 6 FT (14GA)
	1665	1/2" - 1 FT		1305	1-1/4" X 1-1/4" -3FT (14GA)
	40110	9/16" - 1 FT		1306	1-1/4" X 1-1/4" -4FT (14GA)
	5101	5/8" - 1 FT		1307	1-1/4" X 1-1/4" -6FT (14GA)
	5102	3/4" - 1 FT			
	40115	7/8" - 1 FT			
	40117	1" - 1 FT			

## Plated Steel Category (Con't.)

	SW SKU #	SKU DIMENSION		SW SKU #	SKU DIMENSION
<b>SLOTTED FLAT</b>  			<b>SLOTTED ANGLE</b>  	1513	1-1/4" X 1-1/4" -3FT (18GA)
	1401	1-3/8" - 3 FT (14GA)		1514	1-1/4" X 1-1/4" -4FT (18GA)
	1402	1-3/8" - 4 FT (14GA)		1515	1-1/4" X 1-1/4" -5FT (18GA)
	60501	1-3/8" - 5 FT (14GA)		1516	1-1/4" X 1-1/4" -6FT (18GA)
	1403	1-3/8" - 6 FT (14GA)		1518	1-1/4"X1-1/4"-8FT(18GA)(Pk-5)
<b>SLOTTED STRAPPING</b>  	1463	2-13/16" - 3 FT (14GA)	61210	1-1/4"X1-1/4"-10FT(18GA)(Pk-150)	
	1464	2-13/16" - 4 FT (14GA)	61101	1-1/2" X 1-1/2" -1FT (14GA)	
	1465	2-13/16" - 5 FT (14GA)	61201	1-1/2" X 1-1/2" -2FT (14GA)	
	1466	2-13/16" - 6 FT (14GA)	1501	1-1/2" X 1-1/2" -3FT (14GA)	
	1433	2-3/8" - 3 FT (18GA)	1502	1-1/2" X 1-1/2" -4FT (14GA)	
	1434	2-3/8" - 4 FT (18GA)	5090	1-1/2" X 1-1/2" - 5FT (14GA)	
	1435	2-3/8" - 5 FT (18GA)	1503	1-1/2" X 1-1/2" -6FT (14GA)	
	1436	2-3/8" - 6 FT (18GA)	61801	1-1/2"X1-1/2"-8FT(14GA)(Pk-5)	
			61901	1-1/2"X1-1/2"-10FT(14GA)(Pk-10)	
<b>SLOTTED ANGLE (GRAY)</b>  	15017	1-1/2" - 3FT (14GA)	<b>SLOTTED ANGLE OFFSET</b>  	1523	2-1/4" X 1-1/2" -3FT (14GA)
	15027	1-1/2" - 4FT (14GA)		1524	2-1/4" X 1-1/2" -4FT (14GA)
	15037	1-1/2" - 6FT (14GA)		1526	2-1/4" X 1-1/2" -6FT (14GA)
				62701	2-1/4" X 1-1/2" -10FT (14GA)
<b>SLOTTED ANGLE (WHITE)</b>  	15018	1-1/2" - 3FT (14GA)	<b>PERFORATED ANGLE</b>  	62801	2-1/4" X 1-1/2" -12FT (14GA)
	15028	1-1/2" - 4FT (14GA)		62010	2-1/4"X1-1/2"-10FT(14GA)(Pk-150)
	15038	1-1/2" - 6FT (14GA)		62110	3"X1-1/2"-10FT(12GA)(Pk-150)
				1553	1-1/4" X 1-1/4" - 3 FT (16GA)
<b>SLOTTED ANGLE (BLACK)</b>  	15019	1-1/2" - 3FT (14GA)	1554	1-1/4" X 1-1/4" - 4 FT (16GA)	
	15029	1-1/2" - 4FT (14GA)	1556	1-1/4" X 1-1/4" - 6 FT (16GA)	
	15039	1-1/2" - 6FT (14GA)	1533	1-1/4" X 1-1/4" - 3 FT (12GA)	
			1534	1-1/4" X 1-1/4" - 4 FT (12GA)	
			1536	1-1/4" X 1-1/4" - 6 FT (12GA)	



## Plated Steel Category (Con't.)

	SW SKU #	SKU DIMENSION		SW SKU #	SKU DIMENSION
TELESOPING PERFORATED TUBE (12GA)  	5106	1" - 3 FT (12GA)	TELESOPING PERFORATED TUBE (14GA)  	5206	1" - 3 FT (14GA)
	5107	1" - 4 FT (12GA)		5207	1" - 4 FT (14GA)
	5109	1" - 6 FT (12GA)		5209	1" - 6 FT (14GA)
	5111	1-1/4" - 3 FT (12GA)		5211	1-1/4" - 3 FT (14GA)
	5112	1-1/4" - 4 FT (12GA)		5212	1-1/4" - 4 FT (14GA)
	5114	1-1/4" - 6 FT (12GA)		5214	1-1/4" - 6 FT (14GA)
	5116	1-1/2" - 3 FT (12GA)		5216	1-1/2" - 3 FT (14GA)
	5117	1-1/2" - 4 FT (12GA)		5217	1-1/2" - 4 FT (14GA)
5119	1-1/2" - 6 FT (12GA)	5219	1-1/2" - 6 FT (14GA)		
			TELESOPING PERFORATED TUBE ACCESSORIES	5250	Inside Angle (10 GA)(5-Pk)
				5251	Gusset (10 GA)(5-Pk)
				5254	Inside Angle (14 GA)(5-Pk)
				5255	Gusset (14 GA)(5-Pk)
				5253	Square Wire Lock Pin 5/16"X2-1/4"(5-Pk)
					
			Inside Angle	Gusset	Wire Lock Pin









## 2007 Product Listing








### Allthread Category

	SW SKU #	SKU DIMENSION		SW SKU #	SKU DIMENSION
PLATED STEEL (COARSE)  	2281	6-32 - 1 FT	PLATED STEEL (COARSE)  	23042	1/2"-13 - 1 FT
	2290	6-32 - 3 FT		23043	1/2"-13 - 2 FT
	2294	8-32 - 1 FT		2304	1/2"-13 - 3 FT
	2293	8-32 - 3 FT		23041	1/2"-13 - 6 FT
	2298	10-24 - 1 FT		10705	1/2"-13 - 10 FT
	5063	10-24 - 2 FT		10312	9/16"-12 - 3 FT
	2300	10-24 - 3 FT		23052	5/8"-11 - 1 FT
	23012	1/4"-20 - 1 FT		23053	5/8"-11 - 2 FT
	23013	1/4"-20 - 2 FT		2305	5/8"-11 - 3 FT
	2301	1/4"-20 - 3 FT		23051	5/8"-11 - 6 FT
	23011	1/4"-20 - 6 FT		10707	5/8"-11 - 10 FT
	10701	1/4"-20 - 10 FT		23062	3/4"-10 - 1 FT
	23022	5/16"-18 - 1 FT		23063	3/4"-10 - 2 FT
	23023	5/16"-18 - 2 FT		2306	3/4"-10 - 3 FT
	2302	5/16"-18 - 3 FT		23061	3/4"-10 - 6 FT
	23021	5/16"-18 - 6 FT		10708	3/4"-10 - 10 FT
	23032	3/8"-16 - 1 FT		10114	7/8"-9 - 1 FT
	23033	3/8"-16 - 2 FT		10215	7/8"-9 - 2 FT
	2303	3/8"-16 - 3 FT		5065	7/8"-9 - 3 FT
	23031	3/8"-16 - 6 FT		10612	7/8"-9 - 6 FT
	10703	3/8"-16 - 10 FT		10709	7/8"-9 - 10 FT
	5060	7/16"-14 - 1 FT		10115	1"-8 - 1 FT
	23233	7/16"-14 - 2 FT		10216	1"-8 - 2 FT
2323	7/16"-14 - 3 FT	5066	1"-8 - 3 FT		
23231	7/16"-14 - 6 FT	10613	1"-8 - 6 FT		
			10317	1-1/8"-7 - 3 FT	
			10318	1-1/4"-7 - 3 FT	
			10615	1-1/4"-7 - 6 FT	
			10320	1-1/2"-6 - 3 FT	

## Allthread Category (Con't.)

	SW SKU #	SKU DIMENSION		SW SKU #	SKU DIMENSION	
PLATED STEEL (FINE)  	2296	10-32 - 1 FT	PLATED STEEL COUPLING NUTS (COARSE) <i>(BLISTER CARDS)</i>  	4009	10-24 Nut (Card Qty-4)	
	2295	10-32 - 3 FT		4011	1/4"-20 Nut (Card Qty-4)	
	2331	1/4"-28 - 1 FT		4012	5/16"-18 Nut (Card Qty-2)	
	2333	1/4"-28 - 3 FT		4013	3/8"-16 Nut (Card Qty-2)	
	2341	5/16"-24 - 1 FT		4014	7/16"-14 Nut (Card Qty-2)	
	2343	5/16"-24 - 3 FT		4015	1/2"-13 Nut (Card Qty-2)	
	2351	3/8"-24 - 1 FT		4016	5/8"-11 Nut (Card Qty-1)	
	2353	3/8"-24 - 3 FT		4017	3/4"-10 Nut (Card Qty-1)	
	20305	7/16"-20 - 3 FT		40099	10-24 Nut (Card Qty-4; Pk-10)	
	2361	1/2"-20 - 1 FT		40119	1/4"-20 Nut (Card Qty-4; Pk-10)	
	2363	1/2"-20 - 3 FT		40129	5/16"-18 Nut (Card Qty-2; Pk-10)	
	20307	9/16"-18 - 3 FT		40139	3/8"-16 Nut (Card Qty-2; Pk-10)	
	20308	5/8"-18 - 3 FT		40149	7/16"-14 Nut (Card Qty-2; Pk-10)	
	20309	3/4"-16 - 3 FT		40159	1/2"-13 Nut (Card Qty-2; Pk-10)	
	20310	7/8"-14 - 3 FT		40169	5/8"-11 Nut (Card Qty-1; Pk-10)	
20311	1"-14 - 3 FT	40179	3/4"-10 Nut (Card Qty-1; Pk-10)			
PLATED STEEL (METRIC)  	18901	5mm-0.80 - 1m	PLATED STEEL COUPLING NUTS (COARSE) <i>(BULK)</i>  	70102	10-24 Nut (Box Qty-50)	
	2370	6mm-1.00 - 1m		70101	10-32 Nut (Box Qty-50)	
	2373	8mm-1.25 - 1m		70103	1/4"-20 Nut (Box Qty-50)	
	2376	10mm-1.50 - 1m		70104	5/16"-18X1-3/4" Nut (Box Qty-25)	
	2377	12mm-1.75 - 1m		70105	3/8"-16X1-3/4" Nut (Box Qty-25)	
	2379	14mm-2.00 - 1m		70106	7/16"-14X1-3/4" Nut (Box Qty-25)	
	2382	16mm-2.00 - 1m		70107	1/2"-13X1-3/4" Nut (Box Qty-25)	
PLATED STEEL HOT DIPPED GALVANIZED  	19303	3/8"-16 - 3 FT		WELDABLE STEEL COUPLING NUTS (ACME)  	70108	5/8"-11X2-1/8" Nut (Box Qty-15)
	19305	1/2"-13 - 3 FT			70109	3/4"-10X2-1/4" Nut (Box Qty-15)
	19307	5/8"-11 - 3 FT			70110	7/8"-9 Nut (Box Qty-10)
	19308	3/4"-10 - 3 FT			70111	1"-8 Nut (Box Qty-10)
			70301		1/2"-10 (Box Qty-100)	
			70302		3/4"-6 (Box Qty-100)	
			70303		1"-5 (Box Qty-50)	

## Allthread Category (Con't.)

	SW SKU #	SKU DIMENSION		SW SKU #	SKU DIMENSION	
OIL FINISH (COARSE- LEFT HAND)  			STAINLESS (FINE) T304(18-8)  			
	16301	1/4"-20 - 3 FT		23301	(FINE) 10-32 - 3 FT	
	16302	5/16"-18 - 3 FT				
	16303	3/8"-16 - 3 FT				
	16305	1/2"-13 - 3 FT				
COLD ROLLED OIL FINISH (ACME)  			BRASS (COARSE) 360  	3501	6-32 - 1 FT	
	24302	1/2"-10 - 3 FT		3506	8-32 - 1 FT	
	24304	3/4"-6 - 3 FT		3508	8-32 - 3 FT	
	24306	1"-5 - 3 FT		3511	10-24 - 1 FT	
				3516	1/4"-20 - 1 FT	
ALLOY STEEL HEAT TREATED, OIL FINISH (COARSE) 4140/B7  	2307	1/4"-20 - 3 FT		3518	1/4"-20 - 3 FT	
	2308	5/16"-18 - 3 FT		3521	5/16"-18 - 1 FT	
	2309	3/8"-16 - 3 FT		3523	5/16"-18 - 3 FT	
	2310	1/2"-13 - 3 FT		3526	3/8"-16 - 1 FT	
	2311	5/8"-11 - 3 FT		3528	3/8"-16 - 3 FT	
	2312	3/4"-10 - 3 FT		3531	1/2"-13 - 1 FT	
				3533	1/2"-13 - 3 FT	
STAINLESS (COARSE) T304(18-8)  	13301	4-40 - 3 FT		BRASS (FINE) 360  	5010	10-32 - 1 FT
	13303	6-32 - 3 FT				
	13304	8-32 - 3 FT				
	13305	10-24 - 3 FT				
	7801	1/4"-20 - 1 FT				
	7803	1/4"-20 - 3 FT				
	7806	1/4"-20 - 6 FT				
	7808	5/16"-18 - 1 FT				
	7810	5/16"-18 - 3 FT				
	7813	5/16"-18 - 6 FT				
	7816	3/8"-16 - 1 FT				
	7818	3/8"-16 - 3 FT				
	7821	3/8"-16 - 6 FT				
	7831	1/2"-13 - 1 FT				
	7833	1/2"-13 - 3 FT				
	7836	1/2"-13 - 6 FT				
	13311	5/8"-11 - 3 FT				
13312	3/4"-10 - 3 FT					
13314	1"-8 - 3 FT					


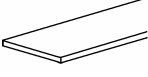
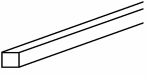
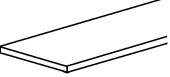


## 2007 Product Listing

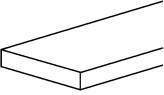
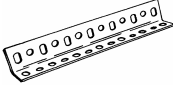
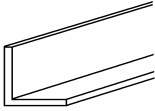
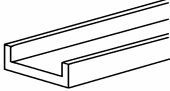
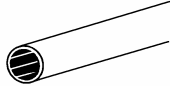
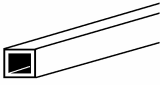

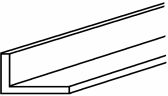
### Weldable Steel Category

	SW SKU #	SKU DIMENSION		SW SKU #	SKU DIMENSION
ROUND (COLD ROLLED)  	0405	1/8" - 1 FT	ROUND (HOT ROLLED)  	0201	1/4" - 3 FT
	0401	1/8" - 3 FT		0202	1/4" - 4 FT
	0402	1/8" - 4 FT		0203	1/4" - 6 FT
	0406	3/16" - 1 FT		0204	5/16" - 3 FT
	0403	3/16" - 3 FT		0205	5/16" - 4 FT
	0404	3/16" - 4 FT		0206	5/16" - 6 FT
	0407	1/4" - 1 FT		0207	3/8" - 3 FT
	0001	1/4" - 3 FT		0208	3/8" - 4 FT
	0002	1/4" - 4 FT		0209	3/8" - 6 FT
	0003	1/4" - 6 FT		0210	1/2" - 3 FT
	0408	5/16" - 1 FT		0211	1/2" - 4 FT
	0004	5/16" - 3 FT		0212	1/2" - 6 FT
	0005	5/16" - 4 FT		0213	5/8" - 3 FT
	0006	5/16" - 6 FT		0214	5/8" - 4 FT
	0007	3/8" - 3 FT		0215	3/4" - 3 FT
	0008	3/8" - 4 FT		0216	3/4" - 4 FT
	31604	3/8" - 6 FT		33602	3/4" - 6 FT
	0009	7/16" - 3 FT		ROUND HARDENED ROD (COLD ROLLED) 1144  	
0010	7/16" - 4 FT	1608	5/16" - 3 FT		
0011	1/2" - 3 FT	1609	3/8" - 3 FT		
0012	1/2" - 4 FT	1610	1/2" - 3 FT		
0013	5/8" - 3 FT	1611	5/8" - 3 FT		
0014	5/8" - 4 FT	1612	3/4" - 3 FT		
0015	3/4" - 3 FT				
0016	3/4" - 4 FT				
0017	7/8" - 3 FT				
0018	1" - 3 FT				

## Weldable Steel Category (Con't.)

	SW SKU #	SKU DIMENSION		SW SKU #	SKU DIMENSION
SQUARE (COLD ROLLED)  	0505	1/8" - 1 FT	FLAT (HOT ROLLED)  	0716	1/8" X 2" - 3 FT
	0501	1/8" - 3 FT		0717	1/8" X 2" - 4 FT
	0506	3/16" - 1 FT		0718	1/8" X 2" - 6 FT
	0502	3/16" - 3 FT		0719	1/8" X 3" - 3 FT
	0507	1/4" - 1 FT		0720	1/8" X 3" - 4 FT
	0503	1/4" - 3 FT		0721	1/8" X 3" - 6 FT
	0504	5/16" - 3 FT		0722	3/16" X 3/4" - 3 FT
	0508	5/16" - 1 FT		0723	3/16" X 3/4" - 4 FT
	44107	3/8" - 1 FT		0725	3/16" X 1" - 3 FT
	44108	7/16" - 1 FT		0726	3/16" X 1" - 4 FT
	44109	1/2" - 1 FT		0728	3/16" X 1-1/4" - 3 FT
	44111	5/8" - 1 FT		0729	3/16" X 1-1/4" - 4 FT
	44113	3/4" - 1 FT		0731	3/16" X 1-1/2" - 3 FT
	44115	7/8" - 1 FT		0732	3/16" X 1-1/2" - 4 FT
SQUARE (HOT ROLLED)  			0734	3/16" X 2" - 3 FT	
	0601	3/8" - 3 FT	0735	3/16" X 2" - 4 FT	
	0602	3/8" - 4 FT	51602	3/16" X 2" - 6 FT	
	0604	1/2" - 3 FT	0737	3/16" X 3" - 3 FT	
	0605	1/2" - 4 FT	0738	3/16" X 3" - 4 FT	
FLAT (HOT ROLLED)  	0701	1/8" X 1/2" - 3 FT	0740	1/4" X 3/4" - 3 FT	
	0702	1/8" X 1/2" - 4 FT	0741	1/4" X 3/4" - 4 FT	
	0703	1/8" X 1/2" - 6 FT	0743	1/4" X 1" - 3 FT	
	0704	1/8" X 3/4" - 3 FT	0744	1/4" X 1" - 4 FT	
	0705	1/8" X 3/4" - 4 FT	0746	1/4" X 1-1/4" - 3 FT	
	0706	1/8" X 3/4" - 6 FT	0747	1/4" X 1-1/4" - 4 FT	
	0707	1/8" X 1" - 3 FT	0749	1/4" X 1-1/2" - 3 FT	
	0708	1/8" X 1" - 4 FT	0750	1/4" X 1-1/2" - 4 FT	
	0709	1/8" X 1" - 6 FT	0751	1/4" X 1-1/2" - 6 FT	
	0710	1/8" X 1-1/4" - 3 FT	81403	1/4" X 3" - 4 FT	
	0711	1/8" X 1-1/4" - 4 FT	51603	1/4" X 3" - 6 FT	
	0712	1/8" X 1-1/4" - 6 FT	0752	3/8" X 2" - 3 FT	
	0713	1/8" X 1-1/2" - 3 FT	0753	3/8" X 2" - 4 FT	
	0714	1/8" X 1-1/2" - 4 FT	0754	1/2" X 1" - 3 FT	
	0715	1/8" X 1-1/2" - 6 FT	0755	1/2" X 1" - 4 FT	
			0756	1/2" X 1-1/2" - 3 FT	
		0757	1/2" X 1-1/2" - 4 FT		
		0758	1/2" X 2" - 3 FT		
		0759	1/2" X 2" - 4 FT		

## Weldable Steel Category (Con't.)

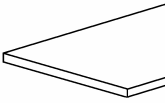
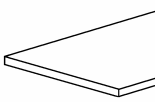
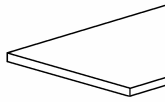
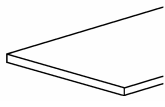

	SW SKU #	SKU DIMENSION		SW SKU #	SKU DIMENSION	
<b>PLATE (HOT ROLLED)</b>  			<b>SLOTTED ANGLE</b>  			
	3000	1/4" X 4" - 1 FT		61010	1-1/2" X 1-1/2" - 10 FT (Pk-150)	
	3001	1/4" X 12" - 1 FT				
<b>ANGLE (HOT ROLLED)</b>  	0801	1/8" X 1/2" - 3 FT	<b>CHANNEL (HOT ROLLED)</b>  	0901	1/8" X 1/2" X 1" - 3 FT	
	0802	1/8" X 1/2" - 4 FT		0902	1/8" X 1/2" X 1" - 4 FT	
	0803	1/8" X 1/2" - 6 FT		0904	1/8" X 1/2" X 1-1/2" - 3 FT	
	0804	1/8" X 3/4" - 3 FT		0905	1/8" X 1/2" X 1-1/2" - 4 FT	
	0805	1/8" X 3/4" - 4 FT		0907	1/8" X 1/2" X 2" - 3 FT	
	0806	1/8" X 3/4" - 6 FT		0908	1/8" X 1/2" X 2" - 4 FT	
	0807	1/8" X 1" - 3 FT		<b>TUBE (ROUND) (HOT ROLLED)</b>  	1101	1/2" - 3 FT
	0808	1/8" X 1" - 4 FT			35410	1/2" - 4 FT
	0809	1/8" X 1" - 6 FT	1102		3/4" - 3 FT	
	0810	1/8" X 1-1/4" - 3 FT	35411		3/4" - 4 FT	
	0811	1/8" X 1-1/4" - 4 FT	1103		1" - 3 FT	
	0812	1/8" X 1-1/4" - 6 FT	35412		1" - 4 FT	
	0813	1/8" X 1-1/2" - 3 FT	1104		1-1/4" - 3 FT	
	0814	1/8" X 1-1/2" - 4 FT	1105		1-1/2" - 3 FT	
	0815	1/8" X 1-1/2" - 6 FT	<b>TUBE (SQUARE) (HOT ROLLED)</b>  		1001	1/2" - 3 FT
	0816	1/8" X 2" - 3 FT			1002	1/2" - 4 FT
	0817	1/8" X 2" - 4 FT			1003	1/2" - 6 FT
	0818	1/8" X 2" - 6 FT			1004	3/4" - 3 FT
	0819	3/16" X 1-1/2" - 3 FT			1005	3/4" - 4 FT
	0820	3/16" X 1-1/2" - 4 FT			1006	3/4" - 6 FT
	0822	3/16" X 2" - 3 FT			1007	1" - 3 FT
	0823	3/16" X 2" - 4 FT		1008	1" - 4 FT	
	83602	3/16" X 2" - 6 FT		1009	1" - 6 FT	
	0825	1/4" X 1-1/2" - 3 FT		1010	1-1/4" - 3 FT	
	0826	1/4" X 1-1/2" - 4 FT		1011	1-1/4" - 4 FT	
	0828	1/4" X 2" - 3 FT		1012	1-1/4" - 6 FT	
	0829	1/4" X 2" - 4 FT	<b>REBAR</b>  	2404	#4 (1/2") - 1 FT	
	0831	1/4" X 3" - 3 FT		2400	#4 (1/2") - 2 FT	
	0832	1/4" X 3" - 4 FT		2401	#4 (1/2") - 3 FT	
	0834	1/4" X 3" - 6 FT		2402	#4 (1/2") - 4 FT	
				2403	#4 (1/2") - 6 FT	
	<b>OFFSET ANGLE (HOT ROLLED)</b>  					
		0853	1/8" X 1" X 5/8" - 3 FT			
0854		1/8" X 1" X 5/8" - 4 FT				
0856		1/8" X 1" X 5/8" - 6 FT				



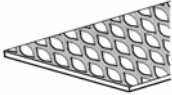
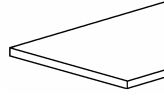
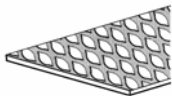
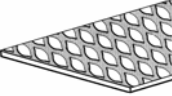
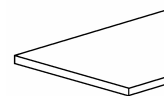

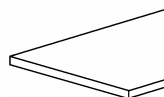

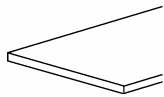

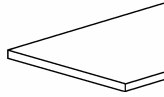


## 2007 Product Listing

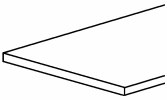
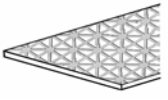

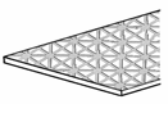




### Sheet Category

	SW SKU #	SKU DIMENSION		SW SKU #	SKU DIMENSION
GALVANIZED (26GA)  	1903	12" X 18"	WELDABLE STEEL (COLD ROLLED) (22GA)  	1801	6" X 18"
	1904	12" X 24"		1802	6" X 24"
	1905	24" X 24"		1803	8" X 18"
	1906	24" X 30"		1804	8" X 24"
	1901	24" X 36"		1805	12" X 18"
	1908	24" X 48"		1806	12" X 24"
	1907	30" X 36"		1809	24" X 24"
	19015	24" X 36" (Pk-5)		1810	24" X 30"
	19035	12" X 18" (Pk-5)		1812	24" X 36"
	19045	12" X 24" (Pk-5)		1813	24" X 48"
	19055	24" X 24" (Pk-5)		18015	6" X 18" (Pk-5)
GALVANIZED (28GA)  			18025	6" X 24" (Pk-5)	
	74001	24" X 30" (Pk-5)	18035	8" X 18" (Pk-5)	
WELDABLE STEEL (COLD ROLLED) (16GA)  			18045	8" X 24" (Pk-5)	
	1701	6" X 18"	18055	12" X 18" (Pk-5)	
	1702	6" X 24"	18065	12" X 24" (Pk-5)	
	1703	8" X 18"	18095	24" X 24" (Pk-5)	
	1704	8" X 24"			
	1707	8" X 30"			
	1705	12" X 18"			
	1706	12" X 24"			
	1708	12" X 30"			
	1709	24" X 24"			
	1710	24" X 30"			
	1711	24" X 36"			
	1712	24" X 48"			
	17015	6" X 18" (Pk-5)			
	17035	8" X 18" (Pk-5)			
17065	12" X 24" (Pk-5)				
			WELDABLE STEEL TREAD PLATE (14GA)  		
			2220	12" X 24"	
			2225	24" X 24"	







## Sheet Category (Con't.)

	SW SKU #	SKU DIMENSION		SW SKU #	SKU DIMENSION	
<b>WELDABLE STEEL</b> FLATTENED EXPANDED METAL (13GA) 	2103	3/4" - 12" X 24"	<b>ALUMINUM</b> (MILL FINISH) (.025) 	2001	6" X 18"	
	2106	3/4" - 16" X 30"		2002	6" X 24"	
	2102	3/4" - 24" X 24"		2003	8" X 18"	
	2105	3/4" - 30" X 30"		2004	8" X 24"	
	2107	1/2" - 12" X 24"		2005	12" X 18"	
	2201	1/2" - 16" X 30"		2006	12" X 24"	
	2202	1/2" - 24" X 24"		2009	24" X 24"	
	2108	1/2" - 30" X 30"		2010	24" X 30"	
	2120	1/2" - 12" X 24"		2012	24" X 36"	
	2125	1/2" - 16" X 30"		2013	24" X 48"	
<b>WELDABLE STEEL</b> FLATTENED EXPANDED METAL (18GA) 	2121	1/2" - 24" X 24"	20015	6" X 18" (Pk-5)		
	2126	1/2" - 30" X 30"	20025	6" X 24" (Pk-5)		
	2136	3/4" - 12" X 24"	20035	8" X 18" (Pk-5)		
	2141	3/4" - 16" X 30"	20055	12" X 18" (Pk-5)		
	2137	3/4" - 24" X 24"	20095	24" X 24" (Pk-5)		
	2142	3/4" - 30" X 30"	74101	24" X 30" (Pk-5)		
	<b>WELDABLE STEEL</b> RAISED EXPANDED (PAINTED) (18GA) 	74201	1/2" - 24" X 30" (Black)(Pk-5)	<b>ALUMINUM</b> (ANODIZED) (.025) 	6970	6" X 18"
		74301	1/2" - 24" X 30" (White)(Pk-5)		6972	12" X 24"
74401		1/2" - 24" X 30" (Gray)(Pk-5)	6973		24" X 24"	
<b>WELDABLE STEEL</b> PERF SHEET (C.R.) 16GA(.0598") 	2205	24" X 24" - 3/16" X 1/4" STAG	<b>BRASS</b> (26GA) 	3300	12" X 24" (Pk-5)	
				3310	24" X 24"	
<b>WELDABLE STEEL</b> PERF SHEET (C.R.) 16GA(.0598") 	2206	24" X 48" - 1/8" X 3/16" STAG	<b>COPPER</b> (26GA) 	3200	12" X 24" (Pk-5)	
				3210	24" X 24"	
<b>WELDABLE STEEL</b> PERF SHEET (C.R.) 16GA(.0598") 	2207	24" X 48" - 1/4" X 1/2" STRT	<b>STAINLESS STEEL</b> (22GA) T304 	7601	6" X 18"	
				7603	12" X 24"	

## Sheet Category (Con't.)

	SW SKU #	SKU DIMENSION		SW SKU #	SKU DIMENSION
DECORATIVE ALUMINUM SHEET MILL FINISH, SILVER (PLAIN) (.020)  	20125	24" X 36" (Pk-5)	DECORATIVE ALUMINUM SHEET MILL FINISH, SILVER (UNIONJACK) (.020)  	2072	24" X 36" (Pk-5)
	20145	36" X 36" (Pk-5)		2074	36" X 36" (Pk-5)
DECORATIVE ALUMINUM SHEET MILL FINISH, SILVER (LEATHERGRAIN) (.020)  	2022	24" X 36" (Pk-5)	DECORATIVE ALUMINUM SHEET ANODIZED, GOLD (UNIONJACK) (.020)  	2095	24" X 36" (Pk-5)
	2024	36" X 36" (Pk-5)		2097	36" X 36" (Pk-5)
DECORATIVE ALUMINUM SHEET MILL FINISH, SILVER (CLOVERLEAF) (.020)  	2042	24" X 36" (Pk-5)	DECORATIVE ALUMINUM SHEET MILL FINISH, SILVER (LINCANE) (.020)  	2062	24" X 36" (Pk-5)
	2044	36" X 36" (Pk-5)		2064	36" X 36" (Pk-5)
DECORATIVE ALUMINUM SHEET ANODIZED, GOLD (CLOVERLEAF) (.020)  	2082	24" X 36" (Pk-5)	DECORATIVE ALUMINUM SHEET ANODIZED, GOLD (LINCANE) (.020)  	2089	24" X 36" (Pk-5)
	2084	36" X 36" (Pk-5)		2091	36" X 36" (Pk-5)

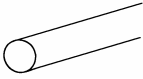
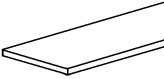

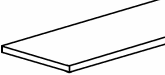
## Sheet Category (Con't.)

	SW SKU #	SKU DIMENSION		SW SKU #	SKU DIMENSION
DECORATIVE ALUMINUM SHEET 20GA(.032) 			ALUMINUM TREADPLATE (.063) 		
	2045	24" X 24" - 1/16" X 1/8" STAG		2050	12" X 24"
				2051	24" X 24"
				2052	24" X 48"
DECORATIVE ALUMINUM SHEET 20GA(.032) 			ALUMINUM TREADPLATE (.100) 	2054	12" X 24"
	2047	24" X 36" - 1/4" HEX MF (Pk-5)		2055	24" X 24"
				2056	24" X 48"
				2057	48" X 96"
			BRIGHT ALUMINUM TREADPLATE (.063) 	2058	12" X 24"
		2059		24" X 24"	
		2060		24" X 48"	
			BRIGHT ALUMINUM TREADPLATE (.100) 	2065	12" X 24"
		2066		24" X 24"	
		2067		24" X 48"	

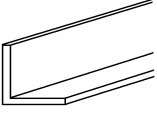
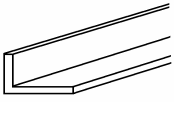
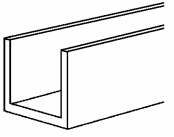
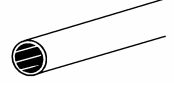
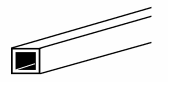


## 2007 Product Listing

### Mill Finish Aluminum (6063-T5) Category

	SW SKU #	SKU DIMENSION		SW SKU #	SKU DIMENSION
<b>ROUND</b>  	6005	1/4" - 3 FT	<b>FLAT</b>  	6196	1/8" X 1/2" - 3 FT
	6006	1/4" - 4 FT		6197	1/8" X 1/2" - 4 FT
	6007	1/4" - 6 FT		6198	1/8" X 1/2" - 6 FT
	6010	3/8" - 3 FT		6199	1/8" X 1/2" - 8 FT
	6011	3/8" - 4 FT		6201	1/8" X 3/4" - 3 FT
	6012	3/8" - 6 FT		6202	1/8" X 3/4" - 4 FT
	6013	3/8" - 8 FT		6203	1/8" X 3/4" - 6 FT
	6015	1/2" - 3 FT		6204	1/8" X 3/4" - 8 FT
	6016	1/2" - 4 FT		6205	1/8" X 1" - 3 FT
	6017	1/2" - 6 FT		6206	1/8" X 1" - 4 FT
<b>SQUARE</b>  	6110	1/4" - 3 FT	6207	1/8" X 1" - 6 FT	
	6111	1/4" - 4 FT	6208	1/8" X 1" - 8 FT	
	6119	3/8" - 3 FT	6209	1/8" X 1-1/4" - 3 FT	
	6120	3/8" - 4 FT	6212	1/8" X 1-1/4" - 6 FT	
	6115	1/2" - 3 FT	6214	1/8" X 1-1/4" - 8 FT	
	6116	1/2" - 4 FT	6215	1/8" X 1-1/2" - 3 FT	
<b>FLAT</b>  	6228	1/16" X 1/2" - 3 FT	6216	1/8" X 1-1/2" - 4 FT	
	6229	1/16" X 1/2" - 4 FT	6217	1/8" X 1-1/2" - 6 FT	
	6230	1/16" X 1/2" - 6 FT	6218	1/8" X 1-1/2" - 8 FT	
	6231	1/16" X 1/2" - 8 FT	6220	1/8" X 2" - 3 FT	
	6232	1/16" X 3/4" - 3 FT	6221	1/8" X 2" - 4 FT	
	6233	1/16" X 3/4" - 4 FT	6222	1/8" X 2" - 6 FT	
	6234	1/16" X 3/4" - 6 FT	6223	1/8" X 2" - 8 FT	
	6235	1/16" X 3/4" - 8 FT	6225	1/4" X 1" - 4 FT	
	6236	1/16" X 1" - 3 FT	6266	1/4" X 1" - 6 FT	
	6237	1/16" X 1" - 4 FT	6267	1/4" X 1" - 8 FT	
	6238	1/16" X 1" - 6 FT	6272	1/4" X 1-1/2" - 4 FT	
	6239	1/16" X 1" - 8 FT			
	6240	1/16" X 1-1/4" - 3 FT			
	6241	1/16" X 1-1/4" - 4 FT			
	6243	1/16" X 1-1/4" - 8 FT			
	6244	1/16" X 1-1/2" - 3 FT			
	6245	1/16" X 1-1/2" - 4 FT			
	6246	1/16" X 1-1/2" - 6 FT			
	6247	1/16" X 1-1/2" - 8 FT			

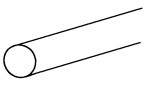
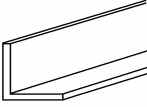
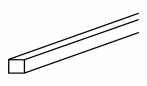
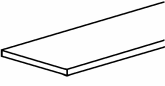
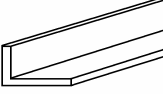
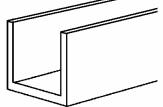
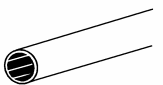

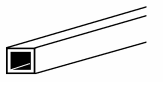
## Mill Finish Aluminum (6063-T5) Category (Con't.)

	SW SKU #	SKU DIMENSION		SW SKU #	SKU DIMENSION
<b>ANGLE</b> 	6442	1/16" X 1/2" - 3 FT	<b>OFFSET ANGLE</b> 		
	6443	1/16" X 1/2" - 4 FT			
	6424	1/16" X 1/2" - 6 FT			
	6444	1/16" X 1/2" - 8 FT		6505	1/16" X 1/2" X 3/4" - 3 FT
	6425	1/16" X 3/4" - 3 FT		6506	1/16" X 1/2" X 3/4" - 4 FT
	6426	1/16" X 3/4" - 4 FT		6507	1/16" X 1/2" X 3/4" - 6 FT
	6427	1/16" X 3/4" - 6 FT			
	6428	1/16" X 3/4" - 8 FT			
	6430	1/16" X 1" - 3 FT			
	6431	1/16" X 1" - 4 FT	<b>PLYWOOD TRIM CHANNEL</b> 	6530	For 1/4" Plywood - 4 FT
	6432	1/16" X 1" - 6 FT		6531	For 1/4" Plywood - 6 FT
	6433	1/16" X 1" - 8 FT		6532	For 1/4" Plywood - 8 FT
	6446	1/16" X 1-1/4" - 4 FT		6534	For 3/8" Plywood - 4 FT
	6448	1/16" X 1-1/4" - 8 FT		6536	For 3/8" Plywood - 8 FT
	6434	1/16" X 1-1/2" - 3 FT		6538	For 1/2" Plywood - 4 FT
	6435	1/16" X 1-1/2" - 4 FT		6539	For 1/2" Plywood - 6 FT
	6436	1/16" X 1-1/2" - 6 FT		6540	For 1/2" Plywood - 8 FT
	6437	1/16" X 1-1/2" - 8 FT		6542	For 5/8" Plywood - 4 FT
	6438	1/16" X 2" - 3 FT		6544	For 5/8" Plywood - 8 FT
	6439	1/16" X 2" - 4 FT		6546	For 3/4" Plywood - 4 FT
6440	1/16" X 2" - 6 FT	6547		For 3/4" Plywood - 6 FT	
6441	1/16" X 2" - 8 FT	6548	For 3/4" Plywood - 8 FT		
6461	1/8" X 1/2" - 4 FT	<b>TUBE (ROUND)</b> 	6705	1/2" - 3 FT	
6463	1/8" X 1/2" - 8 FT		6706	1/2" - 4 FT	
6405	1/8" X 3/4" - 3 FT		6707	1/2" - 6 FT	
6406	1/8" X 3/4" - 4 FT		6710	3/4" - 3 FT	
6407	1/8" X 3/4" - 6 FT		6711	3/4" - 4 FT	
6408	1/8" X 3/4" - 8 FT		6712	3/4" - 6 FT	
6410	1/8" X 1" - 3 FT		6713	3/4" - 8 FT	
6411	1/8" X 1" - 4 FT		6714	7/8" - 8 FT	
6412	1/8" X 1" - 6 FT		6715	1" - 3 FT	
6413	1/8" X 1" - 8 FT		6716	1" - 4 FT	
6465	1/8" X 1-1/4" - 4 FT		6718	1" - 6 FT	
6414	1/8" X 1-1/4" - 6 FT		6719	1" - 8 FT	
6466	1/8" X 1-1/4" - 8 FT		6720	1-1/4" - 3 FT	
6415	1/8" X 1-1/2" - 3 FT		6721	1-1/4" - 4 FT	
6416	1/8" X 1-1/2" - 4 FT	6722	1-1/4" - 6 FT		
6417	1/8" X 1-1/2" - 6 FT	6723	1-1/4" - 8 FT		
6418	1/8" X 1-1/2" - 8 FT	<b>TUBE (SQUARE)</b> 	6605	3/4" - 3 FT	
6420	1/8" X 2" - 3 FT		6606	3/4" - 4 FT	
6421	1/8" X 2" - 4 FT		6607	3/4" - 6 FT	
6422	1/8" X 2" - 6 FT		6615	1" - 3 FT	
6423	1/8" X 2" - 8 FT		6616	1" - 4 FT	
			6617	1" - 6 FT	
			6618	1" - 8 FT	
			6620	1-1/4" - 3 FT	
		6621	1-1/4" - 4 FT		



## 2007 Product Listing

### Anodized Aluminum (6063-T5) Category

	SW SKU #	SKU DIMENSION		SW SKU #	SKU DIMENSION
<b>ROUND</b>  	6813	1/4" - 3 FT	<b>ANGLE</b>  	6895	1/8" X 3/4" - 3 FT
	6814	1/4" - 4 FT		6896	1/8" X 3/4" - 4 FT
	6816	1/4" - 6 FT		6898	1/8" X 3/4" - 6 FT
	6819	3/8" - 3 FT		6899	1/8" X 3/4" - 8 FT
	6820	3/8" - 4 FT		6901	1/8" X 1" - 3 FT
	6822	3/8" - 6 FT		6902	1/8" X 1" - 4 FT
	6825	1/2" - 3 FT		6904	1/8" X 1" - 6 FT
	6826	1/2" - 4 FT		6905	1/8" X 1" - 8 FT
	6828	1/2" - 6 FT		6907	1/8" X 1-1/2" - 3 FT
<b>SQUARE</b>  	6847	1/4" - 3 FT	6908	1/8" X 1-1/2" - 4 FT	
	6848	1/4" - 4 FT	6910	1/8" X 1-1/2" - 6 FT	
	6853	1/2" - 3 FT	6911	1/8" X 1-1/2" - 8 FT	
	6854	1/2" - 4 FT	6913	1/8" X 2" - 3 FT	
<b>FLAT</b>  	6841	1/16" X 1-1/2" - 8 FT	<b>OFFSET ANGLE</b>  		
	6845	1/8" X 1/2" - 8 FT		6919	1/16" X 1/2" X 3/4" - 3 FT
	6859	1/8" X 3/4" - 3 FT		6920	1/16" X 1/2" X 3/4" - 4 FT
	6860	1/8" X 3/4" - 4 FT		6922	1/16" X 1/2" X 3/4" - 6 FT
	6862	1/8" X 3/4" - 6 FT			
	6863	1/8" X 3/4" - 8 FT	<b>PLYWOOD TRIM CHANNEL</b>  	8840	For 1/4" Plywood - 4 FT
	6865	1/8" X 1" - 3 FT		8842	For 1/4" Plywood - 8 FT
	6866	1/8" X 1" - 4 FT		8844	For 3/8" Plywood - 4 FT
	6868	1/8" X 1" - 6 FT		8846	For 3/8" Plywood - 8 FT
	6869	1/8" X 1" - 8 FT		8848	For 1/2" Plywood - 4 FT
	6871	1/8" X 1-1/2" - 3 FT		8850	For 1/2" Plywood - 8 FT
	6872	1/8" X 1-1/2" - 4 FT		8852	For 5/8" Plywood - 4 FT
	6874	1/8" X 1-1/2" - 6 FT	8854	For 5/8" Plywood - 8 FT	
	6875	1/8" X 1-1/2" - 8 FT	<b>TUBE (ROUND)</b>  	6925	1/2" - 3 FT
	6877	1/8" X 2" - 3 FT		6926	1/2" - 4 FT
	6878	1/8" X 2" - 4 FT		6928	1/2" - 6 FT
	6880	1/8" X 2" - 6 FT		6931	3/4" - 3 FT
6881	1/8" X 2" - 8 FT	6932		3/4" - 4 FT	
		6934		3/4" - 6 FT	
<b>ANGLE</b>  	6882	1/16" X 1/2" - 6 FT	<b>TUBE (SQUARE)</b>  		
	6891	1/16" X 1/2" - 8 FT		6955	1" - 3 FT
	6883	1/16" X 3/4" - 3 FT		6956	1" - 4 FT
	6884	1/16" X 3/4" - 4 FT		6958	1" - 6 FT
	6886	1/16" X 3/4" - 6 FT			
	6887	1/16" X 3/4" - 8 FT			
	6889	1/16" X 1" - 3 FT			
	6890	1/16" X 1" - 4 FT			
	6892	1/16" X 1" - 6 FT			
	6893	1/16" X 1" - 8 FT			

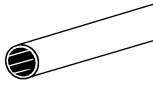
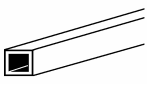
6987

1/16" X 1-1/2" - 8 FT



## 2007 Product Listing

### Bright Aluminum (6463-T5) Category

	SW SKU #	SKU DIMENSION		SW SKU #	SKU DIMENSION
TUBE (ROUND) 			TUBE (SQUARE) 		
	8991	3/4" - 8 FT			
	8993	7/8" - 8 FT			
	8995	1" - 8 FT			
	8997	1-1/4" - 8 FT			
				8985	1" - 8 FT

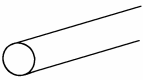


2007  
Product Listing

---

Brass (360) Category

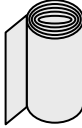
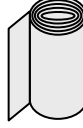

---

	SW SKU #	SKU DIMENSION
ROUND 	0301	1/8" - 3 FT
	0302	3/16" - 3 FT
	0303	1/4" - 3 FT
	0304	5/16" - 3 FT
	0305	3/8" - 3 FT
	0306	1/2" - 3 FT
	0307	5/8" - 3 FT



## 2007 Product Listing

### Coil Category

	SW SKU #	SKU DIMENSION		SW SKU #	SKU DIMENSION
ALUMINUM MILL FINISH ECONOMY  	63511	6" - 10 FT (Pk-1)	STEEL GALVANIZED STANDARD  	63611	6" - 10 FT (Pk-1)
	63513	6" - 50 FT (Pk-1)		63613	6" - 50 FT (Pk-1)
	63531	8" - 10 FT (Pk-1)		63631	8" - 10 FT (Pk-1)
	63533	8" - 50 FT (Pk-1)		63633	8" - 50 FT (Pk-1)
	63541	10" - 10 FT (Pk-1)		63641	10" - 10 FT (Pk-1)
	63543	10" - 50 FT (Pk-1)		63643	10" - 50 FT (Pk-1)
	63561	14" - 10 FT (Pk-1)		63661	14" - 10 FT (Pk-1)
	63563	14" - 50 FT (Pk-1)		63663	14" - 50 FT (Pk-1)
	63571	20" - 10 FT (Pk-1)		63671	20" - 10 FT (Pk-1)
	63573	20" - 50 FT (Pk-2)		63673	20" - 50 FT (Pk-2)
ALUMINUM PAINTED FINISH (WHITE/BROWN) STANDARD  			ANGLE FLASHING (BENT)		
	63544	10" - 10 FT (Pk-1)		63491	7" - 7" (Pk-250)
	63546	10" - 50 FT (Pk-1)			
	63564	14" - 10 FT (Pk-1)			
	63566	14" - 50 FT (Pk-1)			
	63576	20" - 50 FT (Pk-2)			
	63586	24" - 50 FT (Pk-2)			